

NEW MEXICO COVID-19 MORTALITY UPDATE

September 28, 2020

All data reported here exclude cases who live out-of-state.

Total Deaths

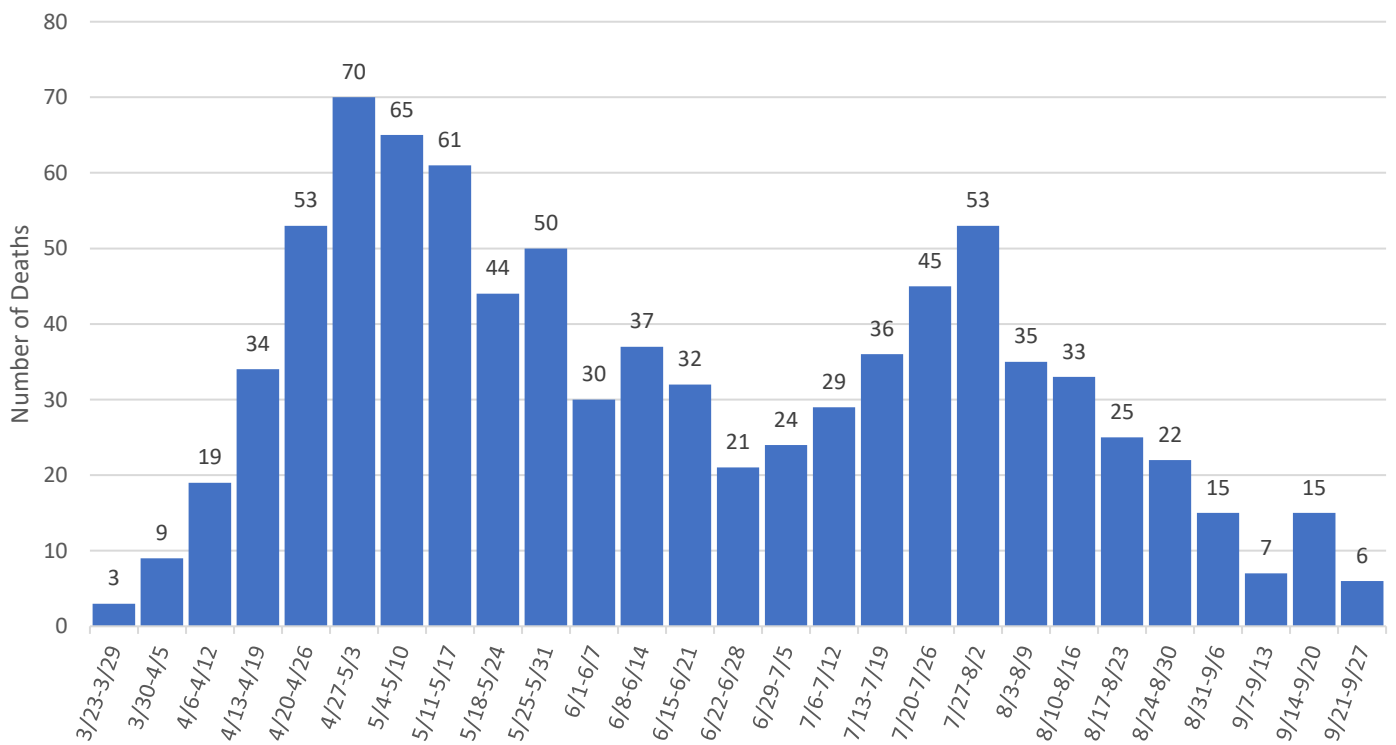
873

Deaths in the Last 14 Days

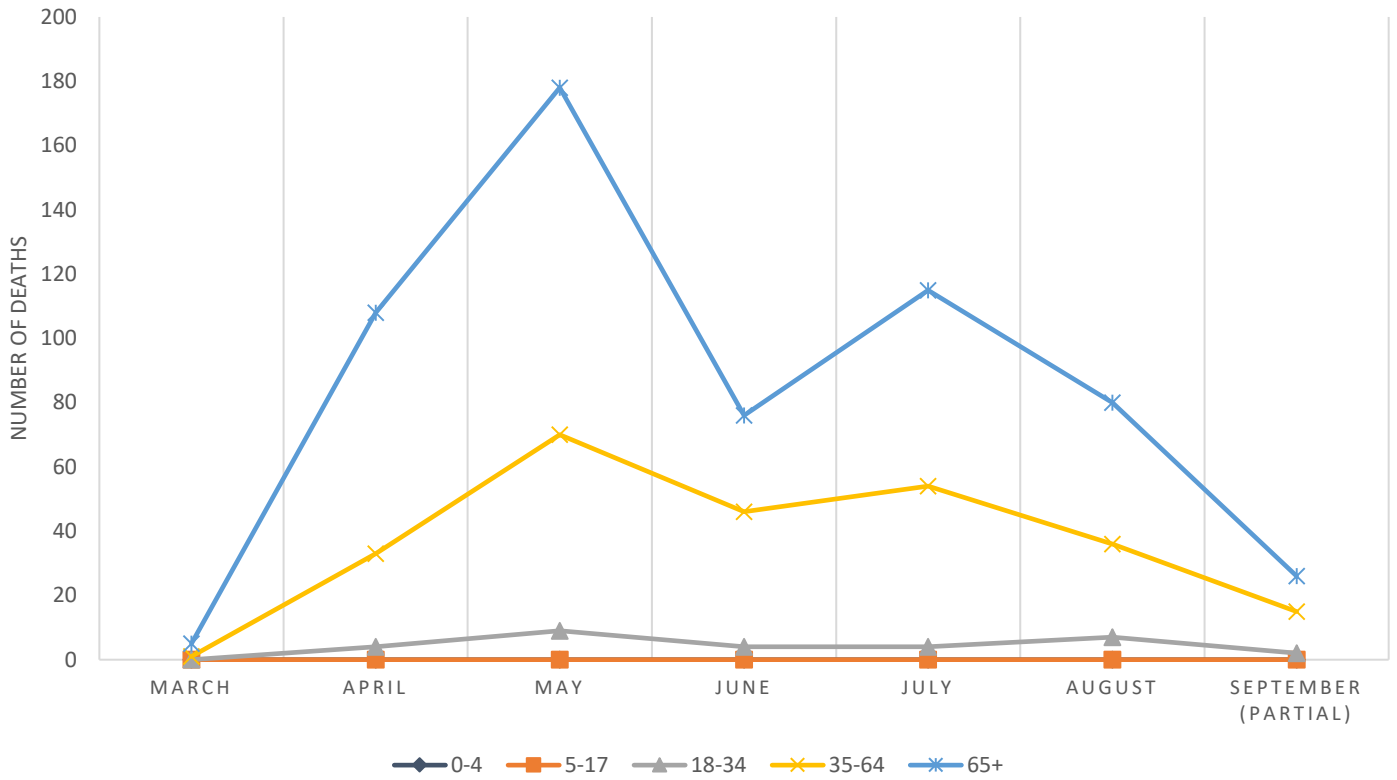
21

SECTION 1: DEATH COUNTS

Number of Deaths Each Week

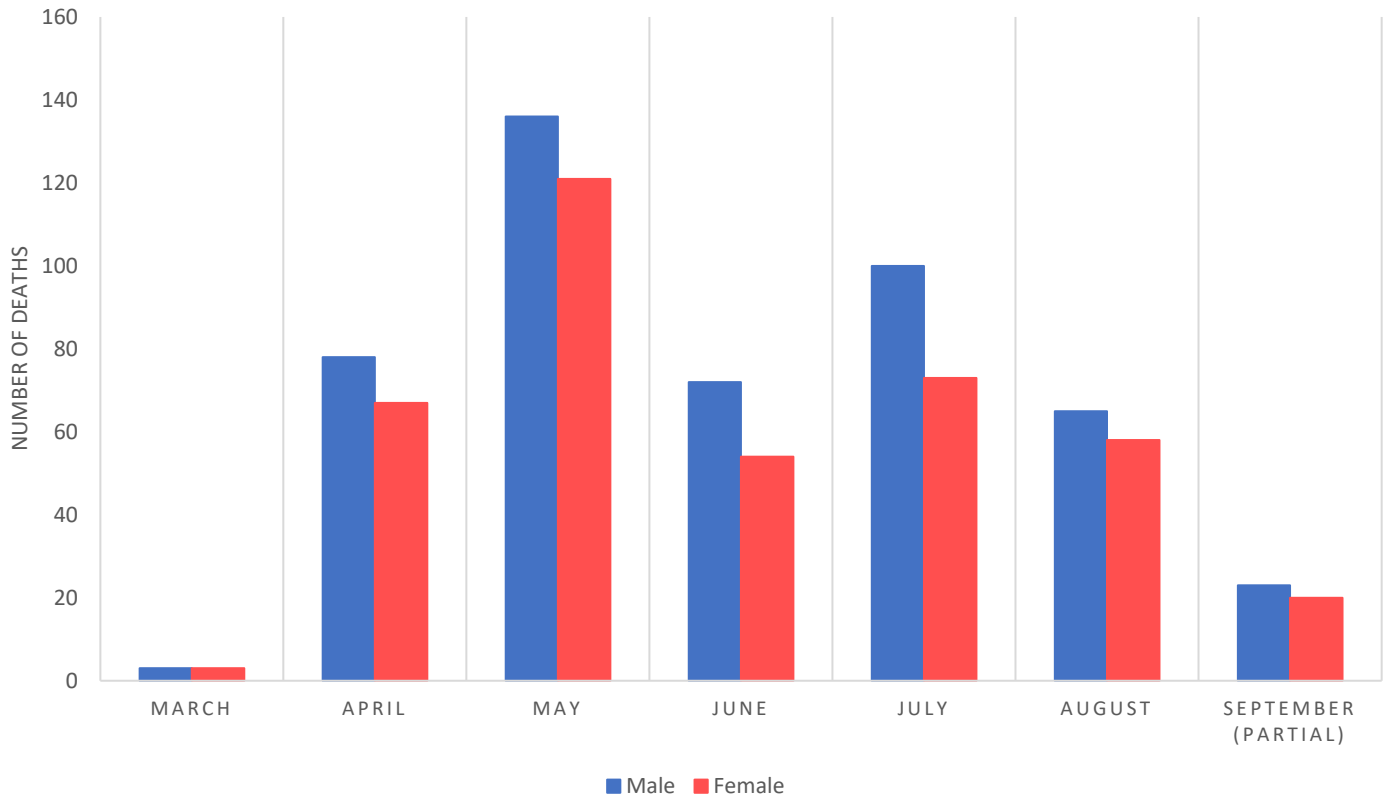


Number of Deaths by Age Group Each Month



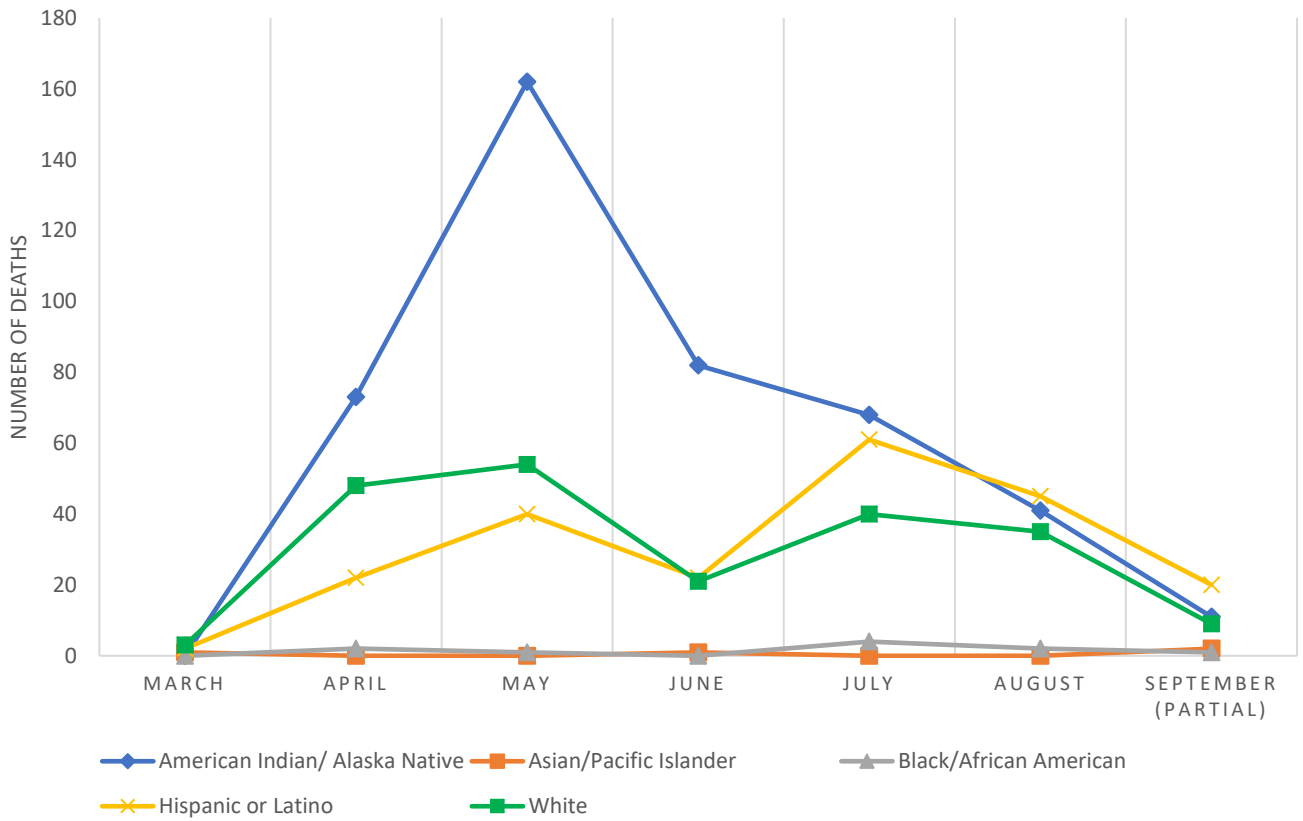
Age Group (years)	March	April	May	June	July	August	September (Partial)	Total
0-4	0	0	0	0	0	0	0	0
5-17	0	0	0	0	0	0	0	0
18-34	0	4	9	4	4	7	2	30
35-64	1	33	70	46	54	36	15	255
65+	5	108	178	76	115	80	26	588
Total	6	145	257	126	173	123	43	873

Number of Deaths by Gender Each Month



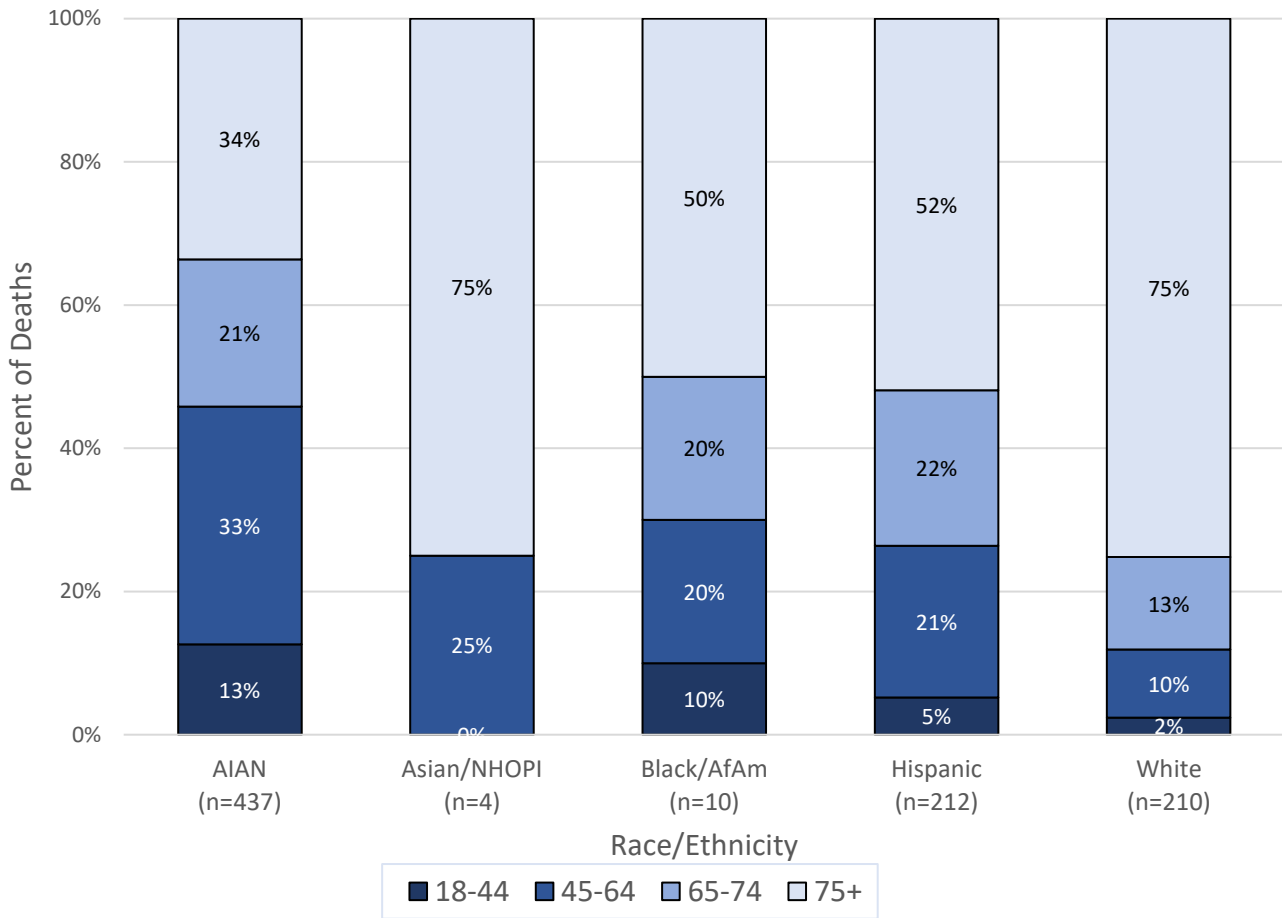
Gender	March	April	May	June	July	August	September (Partial)	Total
Male	3	78	136	72	100	65	23	477
Female	3	67	121	54	73	58	20	396
Total	6	145	257	126	173	123	43	873

Number of Deaths by Race/Ethnicity Each Month

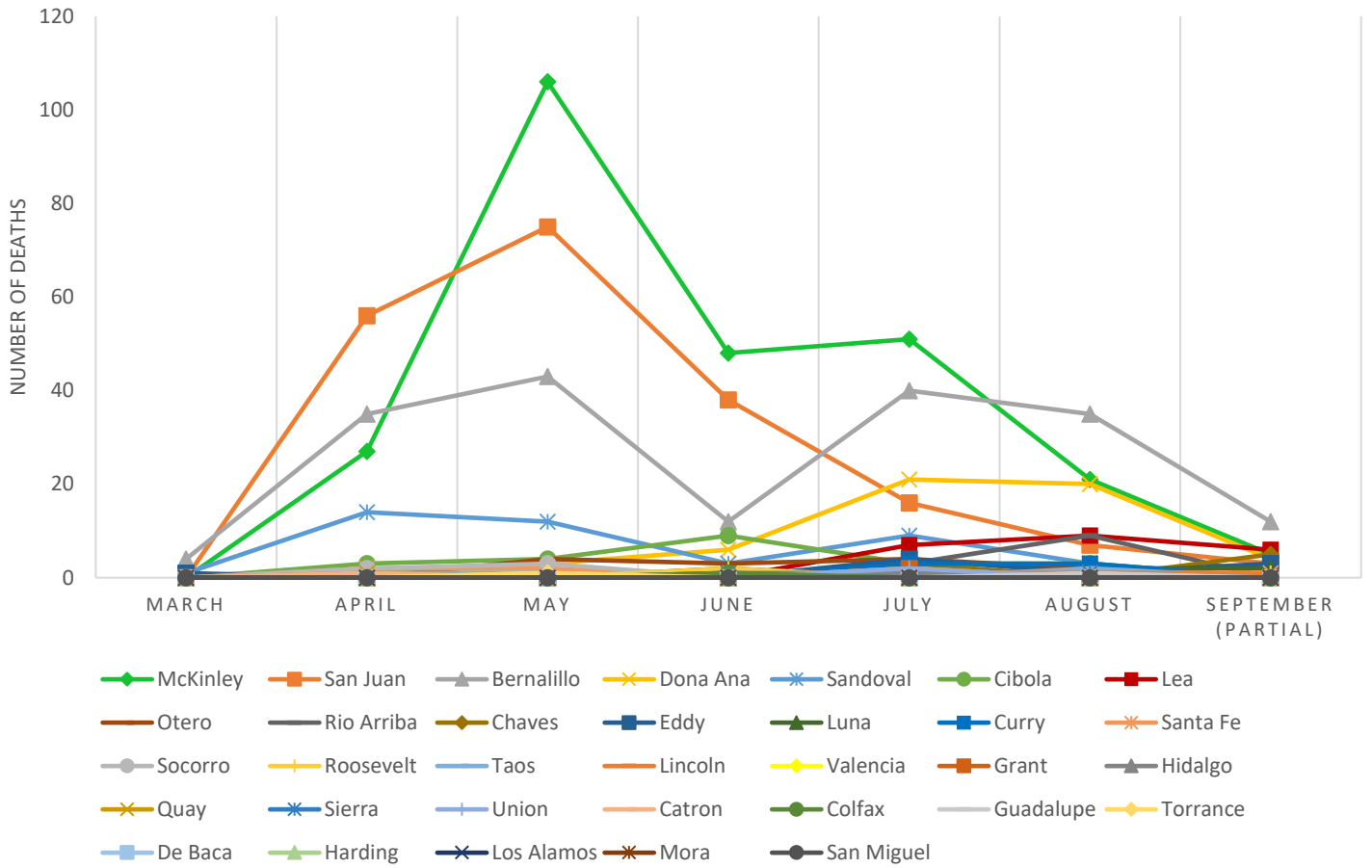


Race/Ethnicity	March	April	May	June	July	August	September (Partial)	Total
American Indian/ Alaska Native	0	73	162	82	68	41	11	437
Asian/Pacific Islander	1	0	0	1	0	0	2	4
Black/African American	0	2	1	0	4	2	1	10
Hispanic or Latino	2	22	40	22	61	45	20	212
White	3	48	54	21	40	35	9	210
Total	6	145	257	126	173	123	43	873

Percentage of Deaths by Race/Ethnicity and Age Group



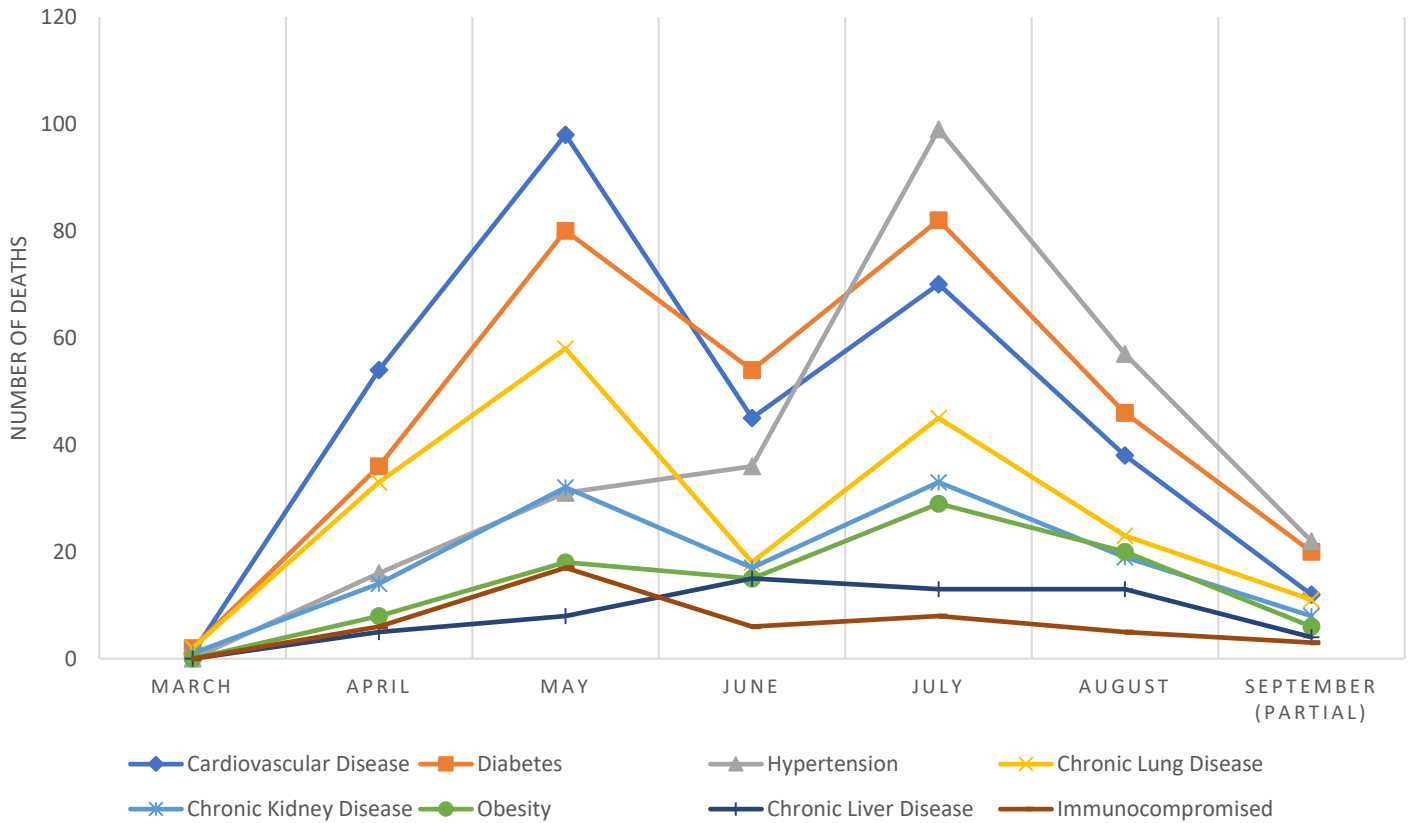
Number of deaths by New Mexico County of residence each month



Number of deaths by New Mexico County of residence each month - continued

County of Residence	March	April	May	June	July	August	September (Partial)	Total
McKinley	0	27	106	48	51	21	5	258
San Juan	0	56	75	38	16	7	3	195
Bernalillo	4	35	43	12	40	35	12	181
Dona Ana	0	1	3	6	21	20	4	55
Sandoval	1	14	12	3	9	3	0	42
Cibola	0	3	4	9	3	3	0	22
Lea	0	0	0	0	7	9	6	22
Otero	0	0	4	3	4	2	0	13
Rio Arriba	0	0	1	0	3	9	0	13
Chaves	0	1	1	0	3	0	5	10
Eddy	1	0	0	0	4	1	3	9
Luna	0	1	0	2	0	2	2	7
Curry	0	0	0	0	3	3	0	6
Santa Fe	0	2	2	0	0	1	1	6
Socorro	0	2	3	0	1	0	0	6
Roosevelt	0	0	0	2	0	1	1	4
Taos	0	1	1	0	0	2	0	4
Lincoln	0	0	0	0	1	1	1	3
Valencia	0	0	1	0	2	0	0	3
Grant	0	0	0	0	2	0	0	2
Hidalgo	0	0	0	1	1	0	0	2
Quay	0	1	0	0	0	1	0	2
Sierra	0	0	0	1	0	1	0	2
Union	0	0	0	0	2	0	0	2
Catron	0	1	0	0	0	0	0	1
Colfax	0	0	0	1	0	0	0	1
Guadalupe	0	0	0	0	0	1	0	1
Torrance	0	0	1	0	0	0	0	1
De Baca	0	0	0	0	0	0	0	0
Harding	0	0	0	0	0	0	0	0
Los Alamos	0	0	0	0	0	0	0	0
Mora	0	0	0	0	0	0	0	0
San Miguel	0	0	0	0	0	0	0	0
Total	6	145	257	126	173	123	43	873

Number of Deaths by Underlying Conditions Each Month



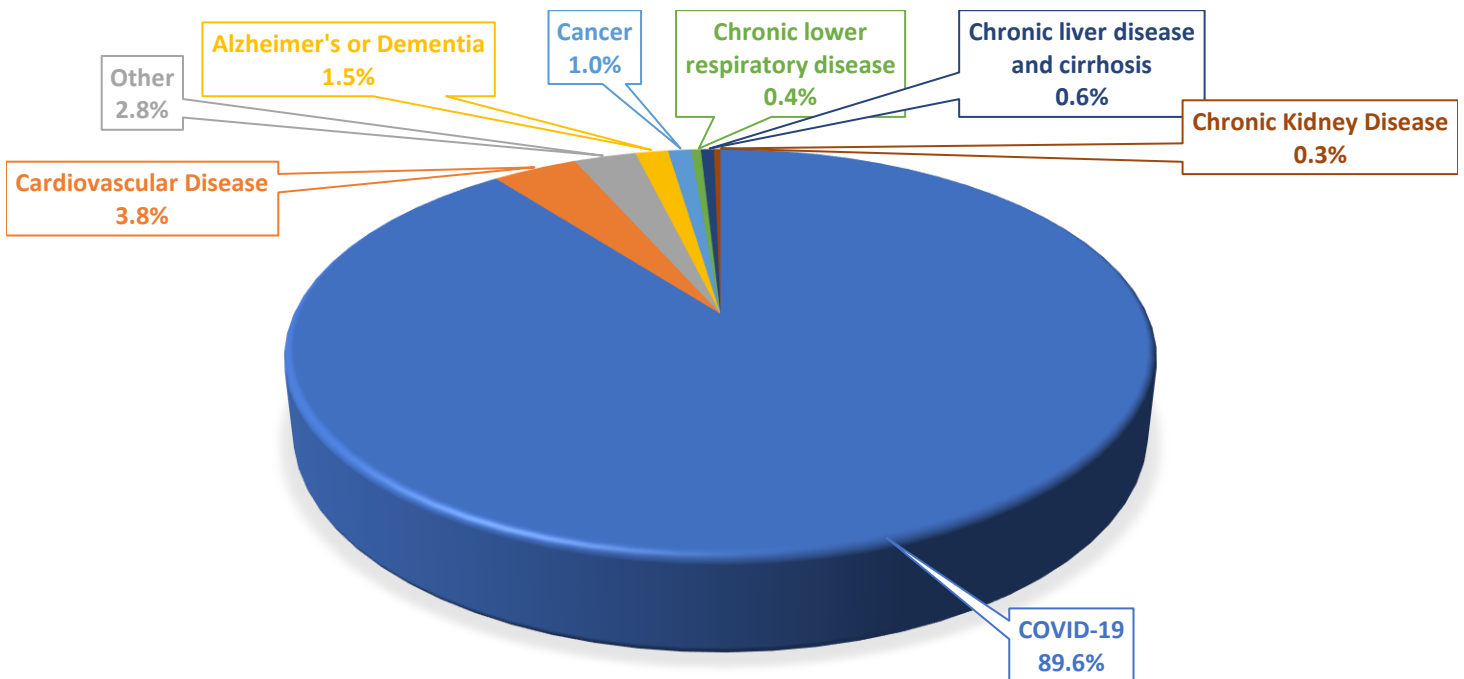
Underlying Conditions	March	April	May	June	July	August	September (Partial)	Total
Cardiovascular Disease	1	54	98	45	70	38	12	318
Diabetes	2	36	80	54	82	46	20	320
Hypertension	0	16	31	36	99	57	22	261
Chronic Lung Disease	2	33	58	18	45	23	11	190
Chronic Kidney Disease	1	14	32	17	33	19	8	124
Obesity	0	8	18	15	29	20	6	96
Chronic Liver Disease	0	5	8	15	13	13	4	58
Immunocompromised	0	6	17	6	8	5	3	45

Number and percent of deaths by Test Positivity and Cause of Death on the Death Certificate

Positive COVID-19 Test Result*	COVID-19 Cause of Death on Death Certificate	Number of Deaths	Percent
Yes	Yes	725	83.0%
Yes	No	42	4.8%
Yes	Pending	82	9.4%
No	Yes	24	2.7%
Total	--	873	100.0%

* Positive RT-PCR or Rapid Test

Number and percent of deaths by underlying cause of death on the death certificate

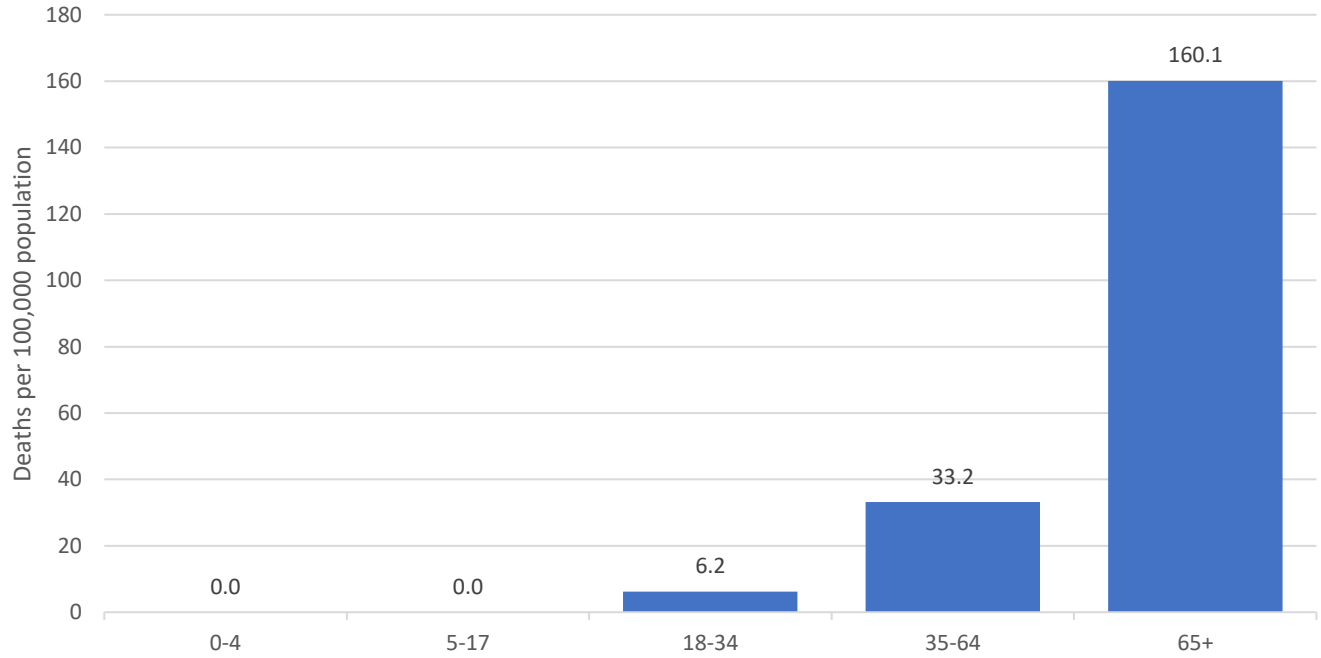


Underlying Cause	Number of Deaths*	Percent
COVID-19	613	89.6%
Cardiovascular Disease	26	3.8%
Other	19	2.8%
Alzheimer's or Dementia	10	1.5%
Cancer	7	1.0%
Chronic lower respiratory disease	3	0.4%
Chronic liver disease and cirrhosis	4	0.6%
Chronic Kidney Disease	2	0.3%
Total	684	100.0%

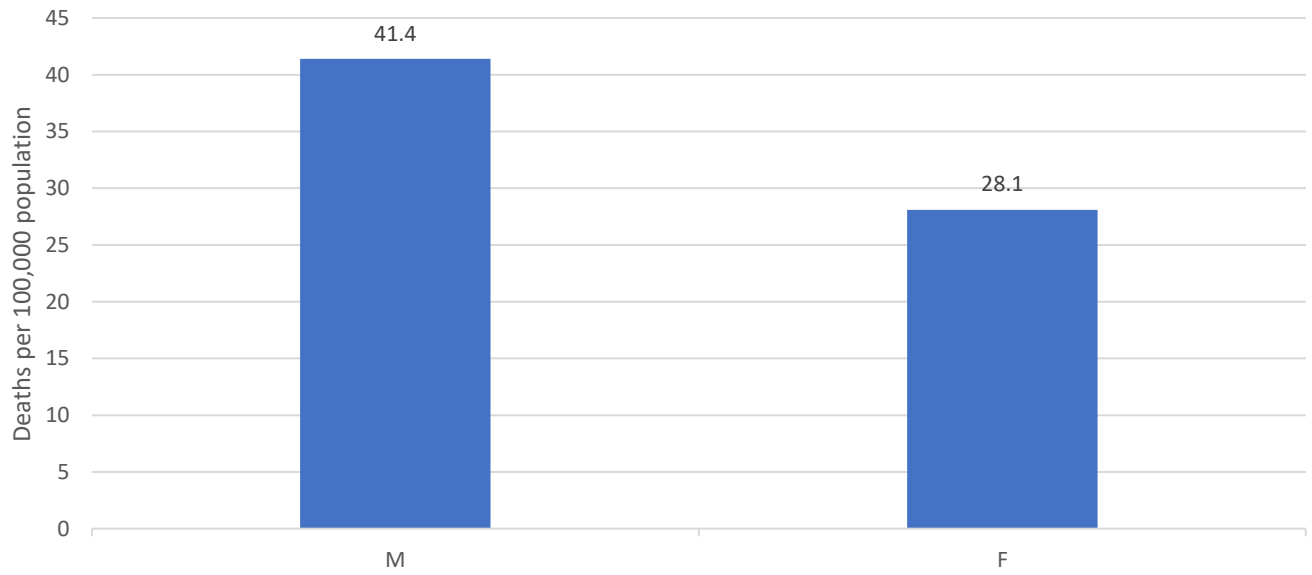
*Excludes 189 (22%) deaths which have not yet been coded by the National Center for Health Statistics.

SECTION 2: MORTALITY RATES

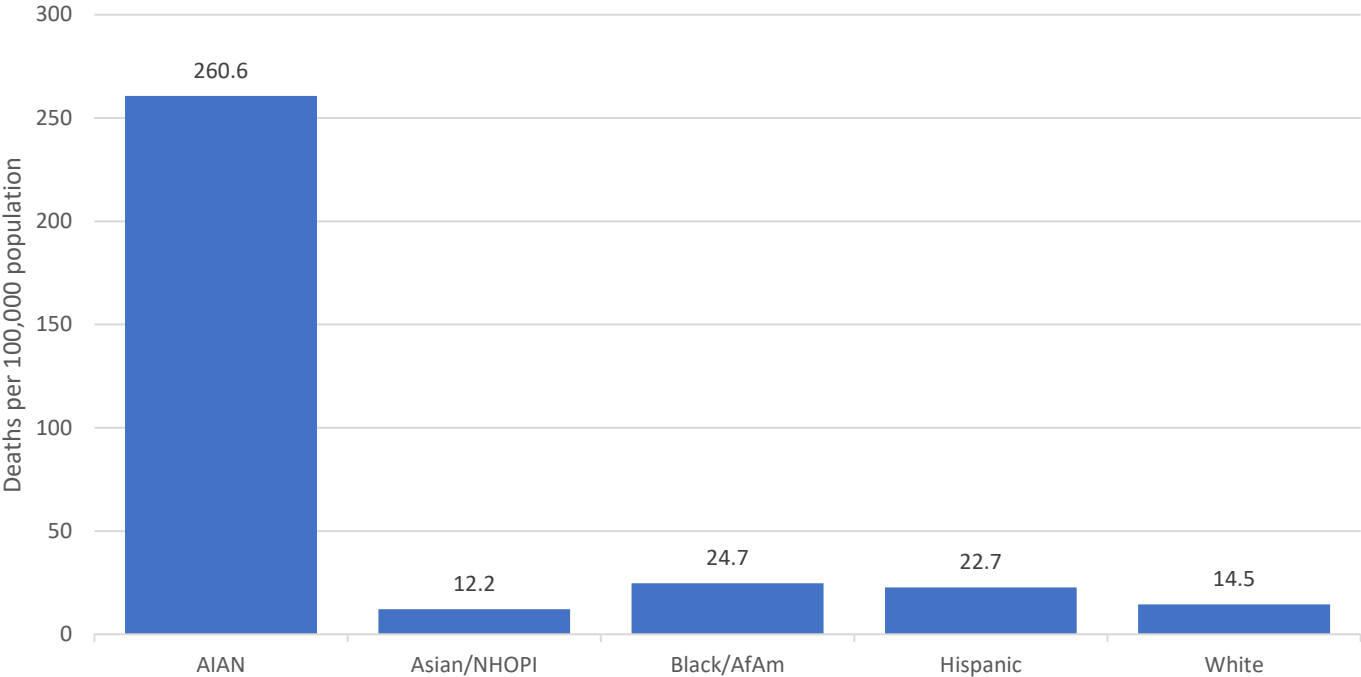
Mortality Rate per 100,000 Population by Age Group



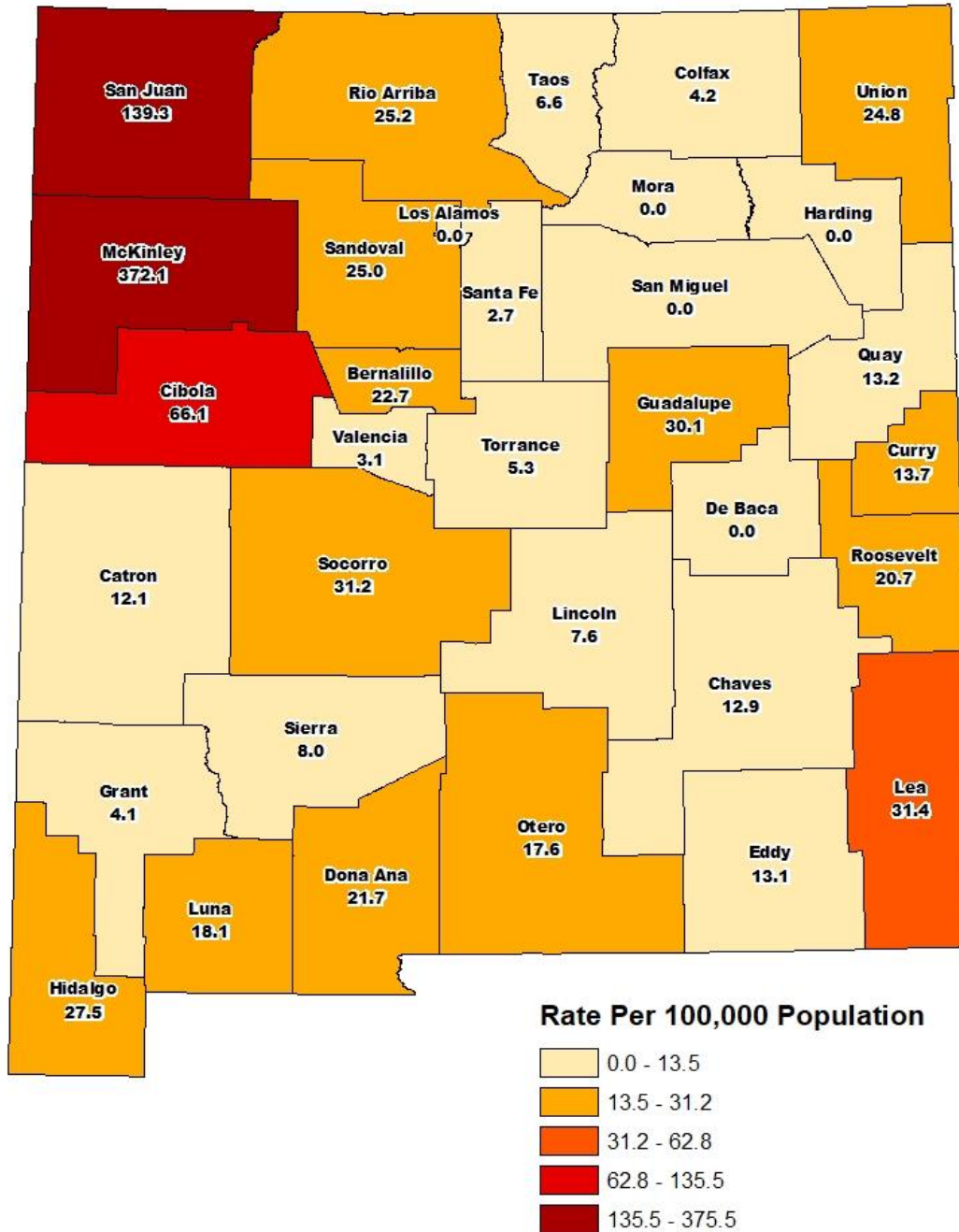
Age-adjusted Mortality Rate per 100,000 Population by Gender



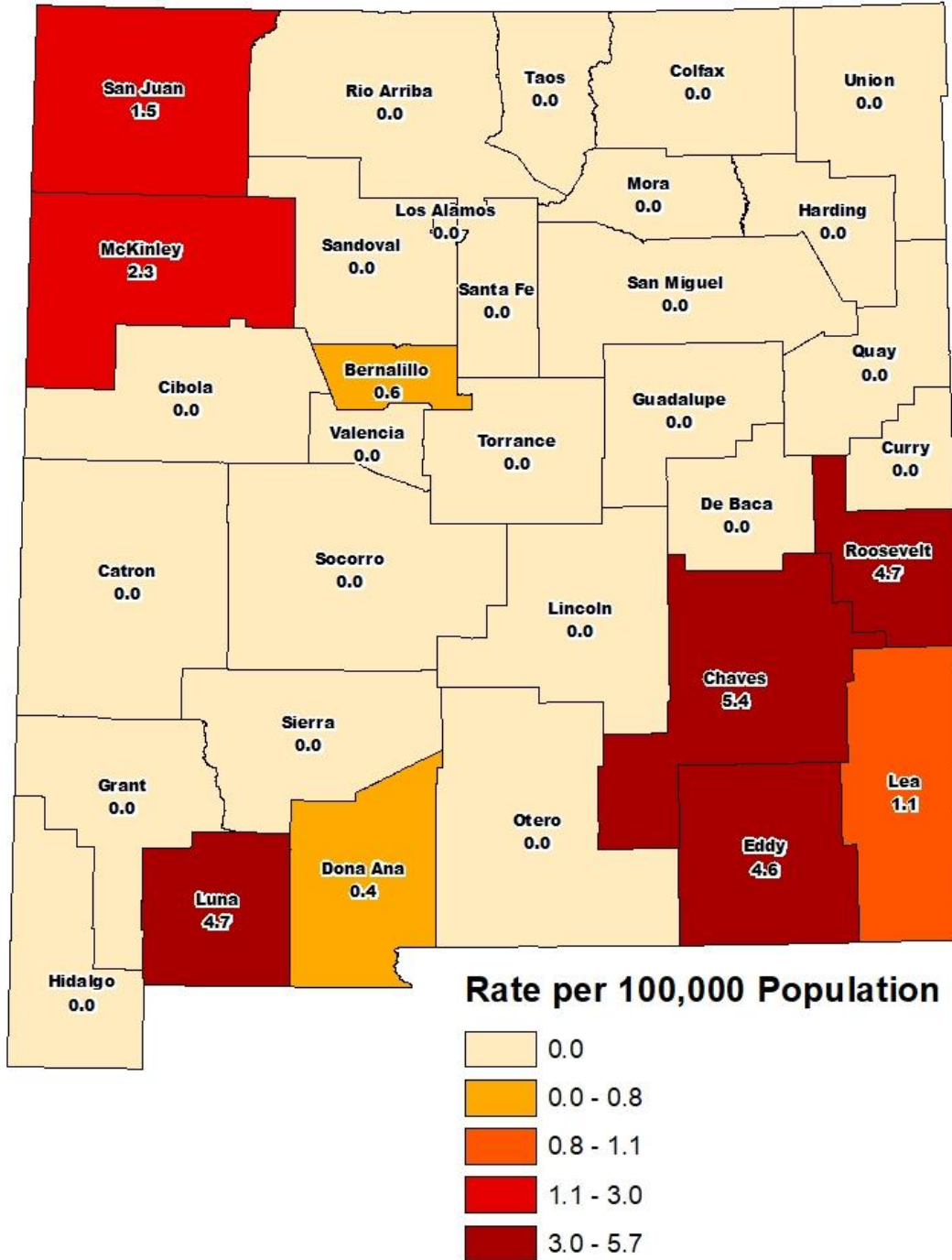
Age-adjusted Mortality rate per 100,000 Population by Race/Ethnicity



Age-adjusted Mortality Rate per 100,000 Population by New Mexico County

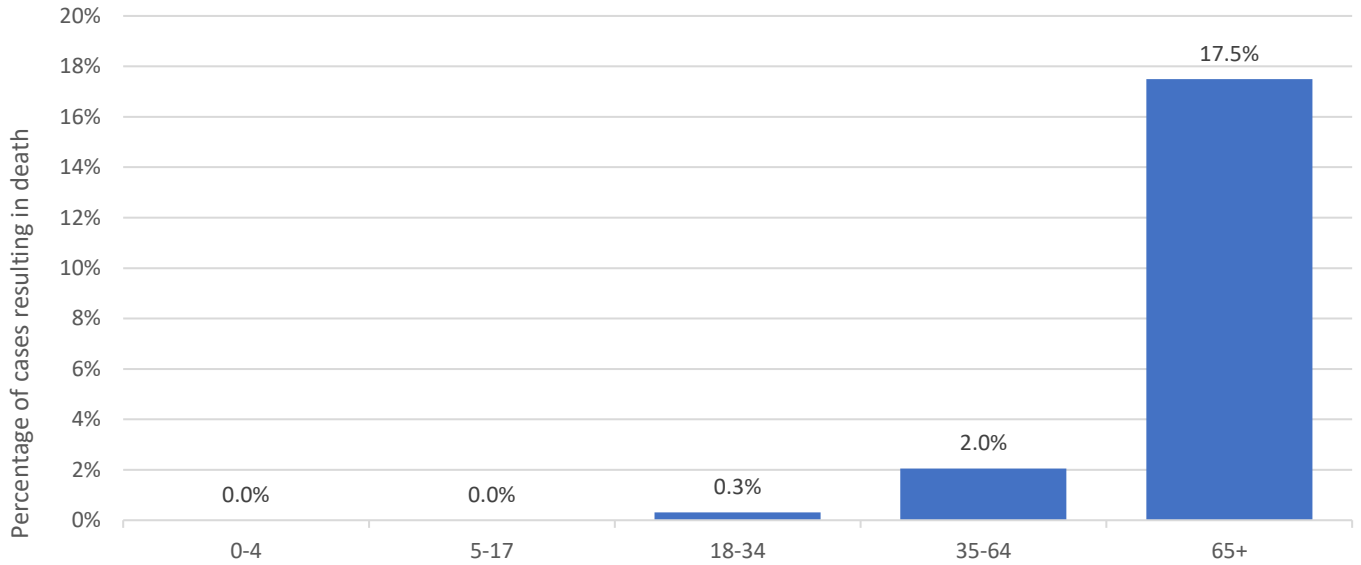


Age-adjusted Mortality Rate per 100,000 Population by County (last 14 days)

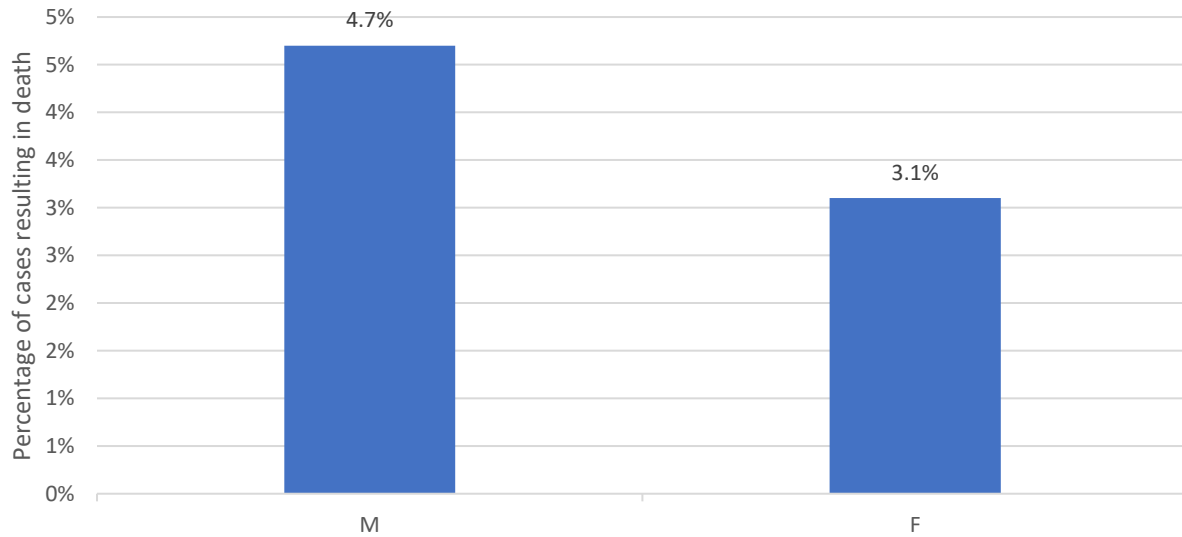


SECTION 3: CASE FATALITY RATES

Case Fatality Rate by Age Group



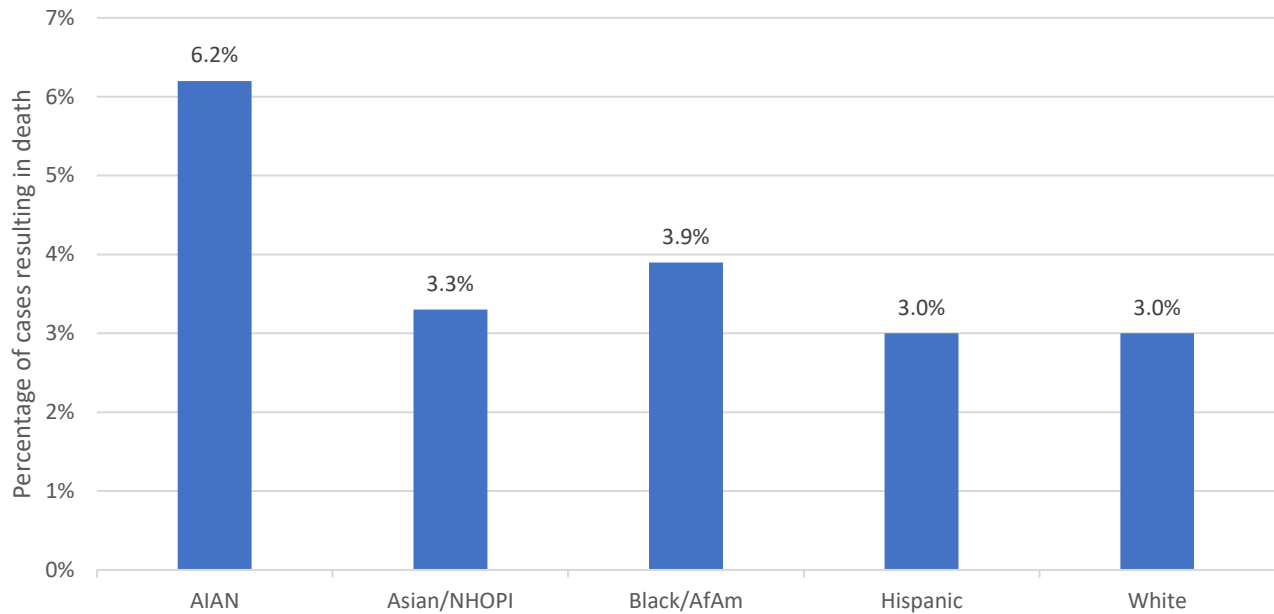
Age-adjusted* Case Fatality Rate by Gender



*Age-adjusted case fatality rates are adjusted to the current distribution of U.S. COVID-19 cases.

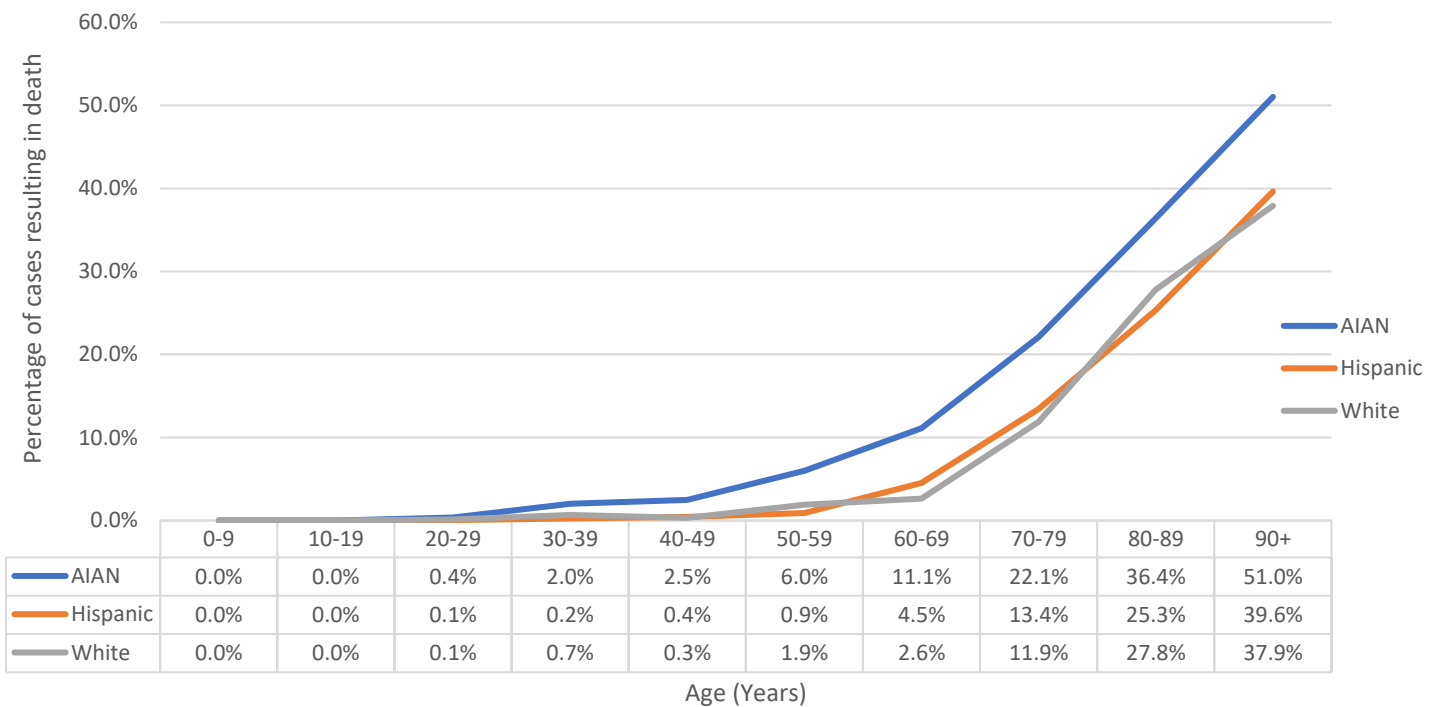
<https://www.cdc.gov/covid-data-tracker/index.html#demographics>

Age-adjusted* Case Fatality Rate by Race/Ethnicity

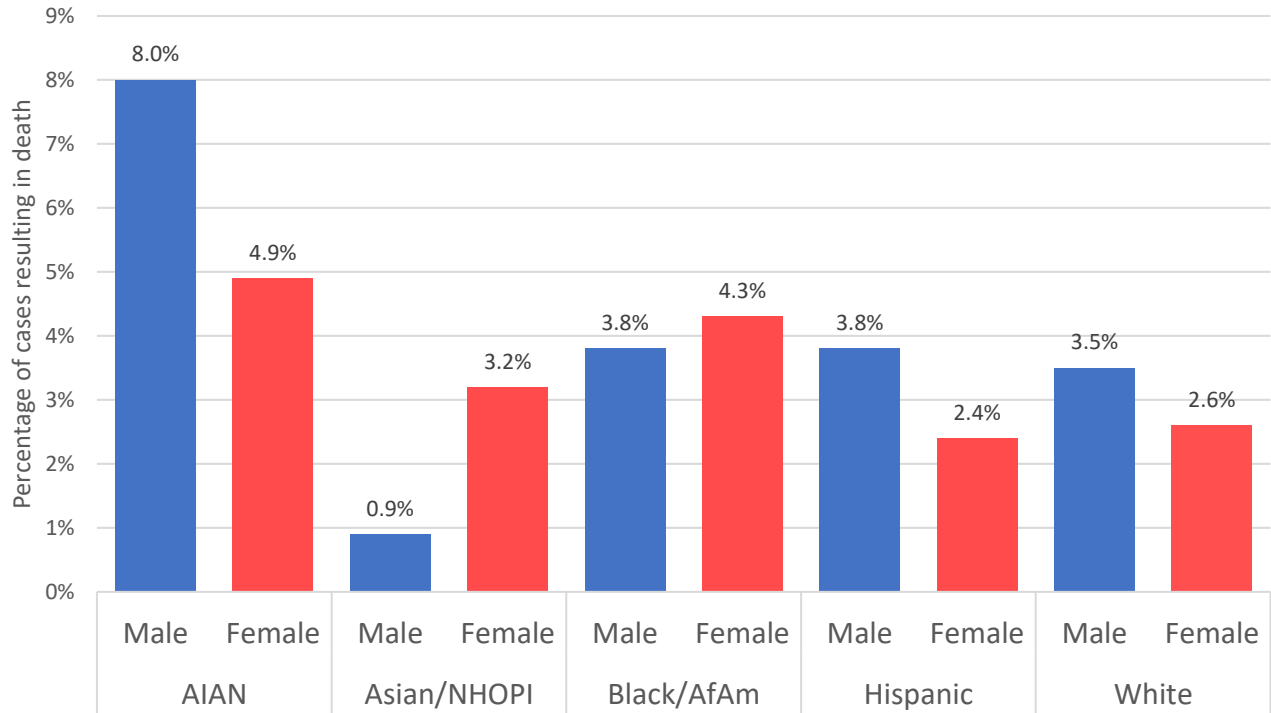


*Age-adjusted case fatality rates are adjusted to the current distribution of U.S. COVID-19 cases.
<https://www.cdc.gov/covid-data-tracker/index.html#demographics>

Case Fatality Rate by Race/Ethnicity and Age Group



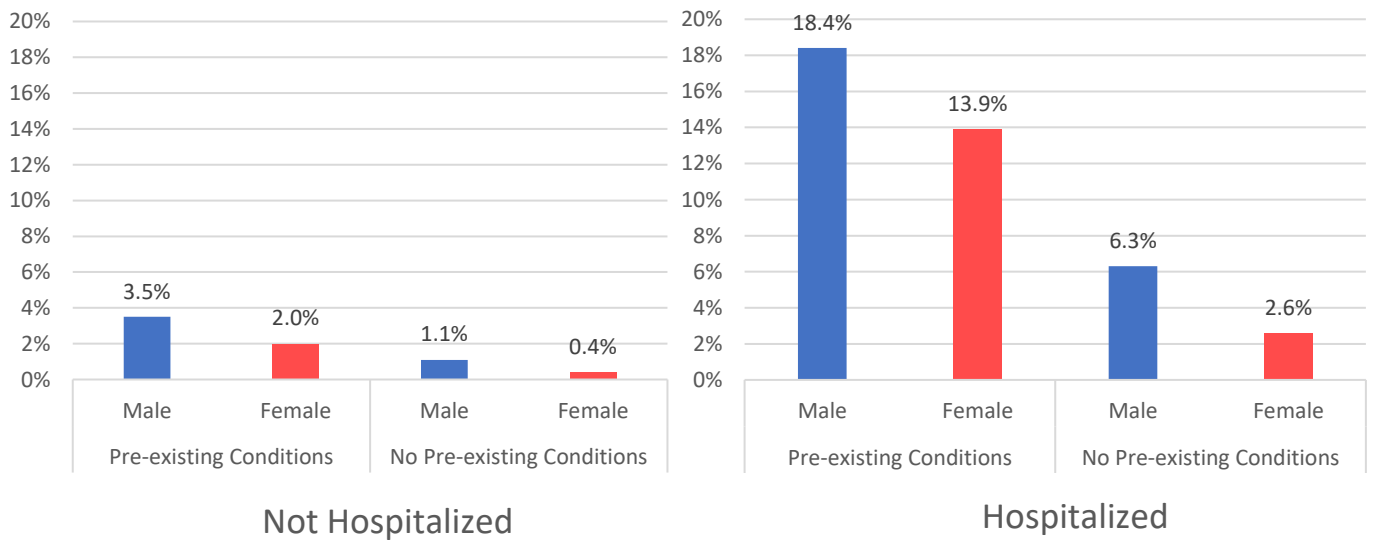
Age-adjusted* Case Fatality Rate by Race/Ethnicity and Gender



*Age-adjusted case fatality rates are adjusted to the current distribution of U.S. COVID-19 cases.

<https://www.cdc.gov/covid-data-tracker/index.html#demographics>

Age-adjusted* Case Fatality Rate by Gender, Underlying Conditions, and Hospitalization Status



*Age-adjusted case fatality rates are adjusted to the current distribution of U.S. COVID-19 cases.

<https://www.cdc.gov/covid-data-tracker/index.html#demographics>

Data Sources

- **COVID-19 data:** New Mexico Electronic Disease Surveillance System (NM-EDSS), Infectious Disease Epidemiology Bureau, Epidemiology and Response Division, New Mexico Department of Health.
- **Mortality data:** Bureau of Vital Records and Health Statistics, Epidemiology and Response Division, New Mexico Department of Health.
- **Population Estimates:** University of New Mexico, Geospatial and Population Studies (GPS) Program.
- **Age-adjustment:** US 2000 Standard Population Weights for mortality rates. US COVID-19 cases for case fatality rates.

Data Notes

- **The data reported in this weekly update may not match the daily numbers that are reported in the New Mexico Department of Health (NMDOH) press releases and/or the NMDOH COVID-19 data dashboard. This may be due to variation in the date and time of data extraction from NM-EDSS, corrections after quality assurance review, and differences in the exclusion criteria.**
- **New Mexico Electronic Disease Surveillance System (NM-EDSS).** Disease incidence data are derived from reports of notifiable infectious diseases. NMDOH relies on health care providers, laboratories, hospitals, clinics, institutions and individuals to report suspected and confirmed notifiable infectious diseases in accordance with New Mexico Administrative Code 7.4.3.13. Under-reporting can occur due to of lack of awareness about reporting requirements or lack of compliance with those requirements. Not all cases of infectious diseases can be detected for various reasons including lack of access to health care services, lack of laboratory testing or concerns about confidentiality. Specific and standardized national case definitions are used to classify disease reports by case status.
- **New Mexico COVID-19 Related Deaths.** Following the standardized surveillance case definition published by the Council of State and Territorial Epidemiologists, COVID-19 related deaths in NM include 1) deaths of confirmed cases, which have a documented positive RT-PCR test, rapid test, or antigen test for SARS-CoV-2; and 2) deaths based on vital records criteria in the absence of confirmatory laboratory evidence, which is a death certificate that lists COVID-19 disease or SARS-CoV-2 as a cause of death or a significant condition contributing to death. Death certificates may list multiple causes of death, with one single cause identified as the underlying cause of death defined as the condition that began the chain of events that ultimately led to the person's death. Death certificates may also list significant conditions contributing to death, defined as a condition or circumstance that contributed to the cause of death but did not result in the underlying cause nor participated in the causal pathway to the final or immediate cause of death.
- **New Mexico Population Estimates.** All population estimates apply to July 1 of 2018. Estimates include decimal fractions. The sum of population subgroup estimates may not exactly equal the overall state population estimate due to rounding error. Population estimates for previous years are occasionally revised as new information becomes available. When publishing trend data, always be sure that your rates

for earlier years match current rates on NM-IBIS that have been calculated with the most up-to-date population estimates.

- **Race/ethnicity.** Race and ethnicity are reported as a single variable, race/ethnicity, according to the selection of the case. Any case who is Hispanic is in the Hispanic category and all other races are non-Hispanic.
- **Gender** refers to a person's internal sense of being male, female, some combination of male and female, or neither male nor female. **Sex** refers to the biological anatomy of an individual's reproductive system, and secondary sex characteristics.
- **Mortality rate per 100,000 population.** A basic measure of disease-specific hospitalization frequency is a rate, which takes into account the number of deaths and the population size. It is helpful in making public health decisions for a given population, relative to another population regardless of size.
- **Age-adjusted mortality or case fatality rate per 100,000 population.** The age-distribution of a population (the number of people in particular age categories) can change over time and can be different in different geographic areas. The use of age-adjusted rates permits a valid comparison among populations. It ensures that the differences in deaths from one population to another are not due to differences in the age distribution of the populations being compared.