

New Mexico COVID-19 Cases Update

HEALTH AND SOCIAL CHARACTERISTICS

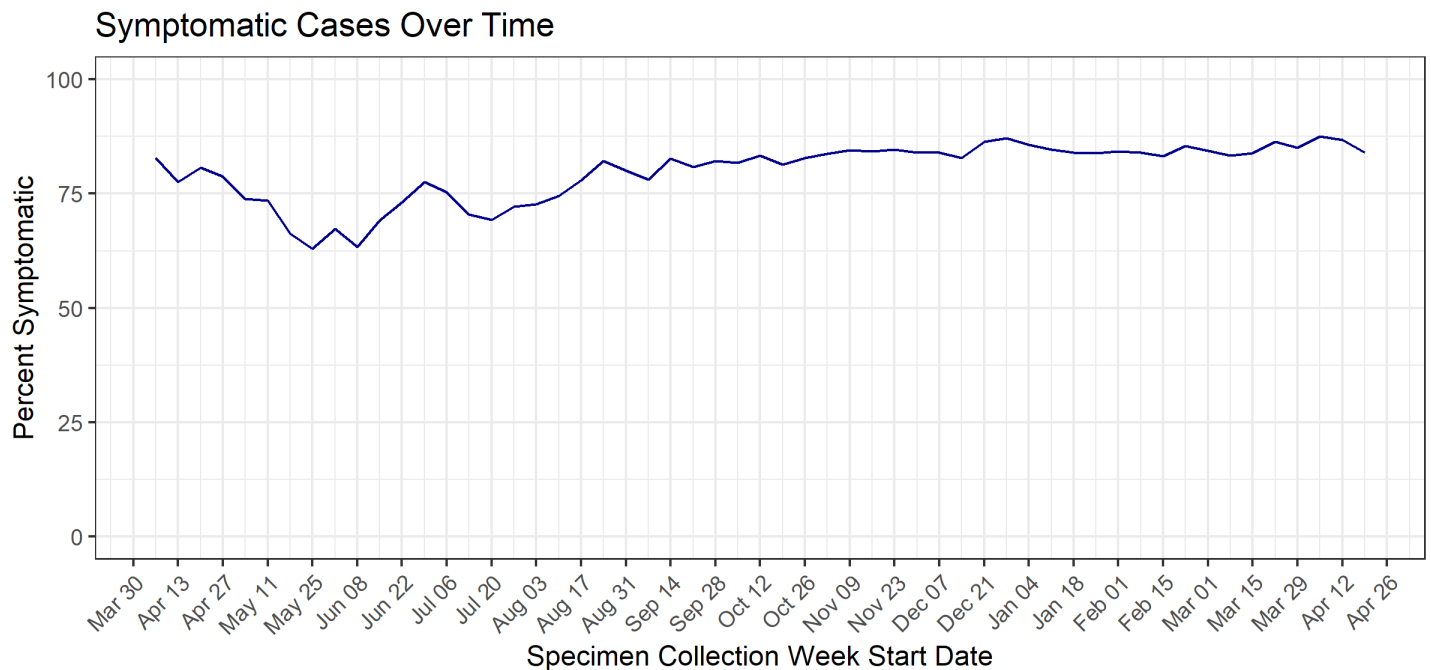
April 26th, 2021

Unless stated otherwise, all data reported here exclude cases who are from out-of-state and cases who are detainees in Federal Immigration and Customs Enforcement (ICE) facilities.

Total Cases	Cases in the Last 7 Days
196,844 ¹	1,464

SECTION 1: SYMPTOMS

Percentage of cases reporting symptoms each week



Data for the week of April 19 to April 25, 2021 are incomplete and subject to change.

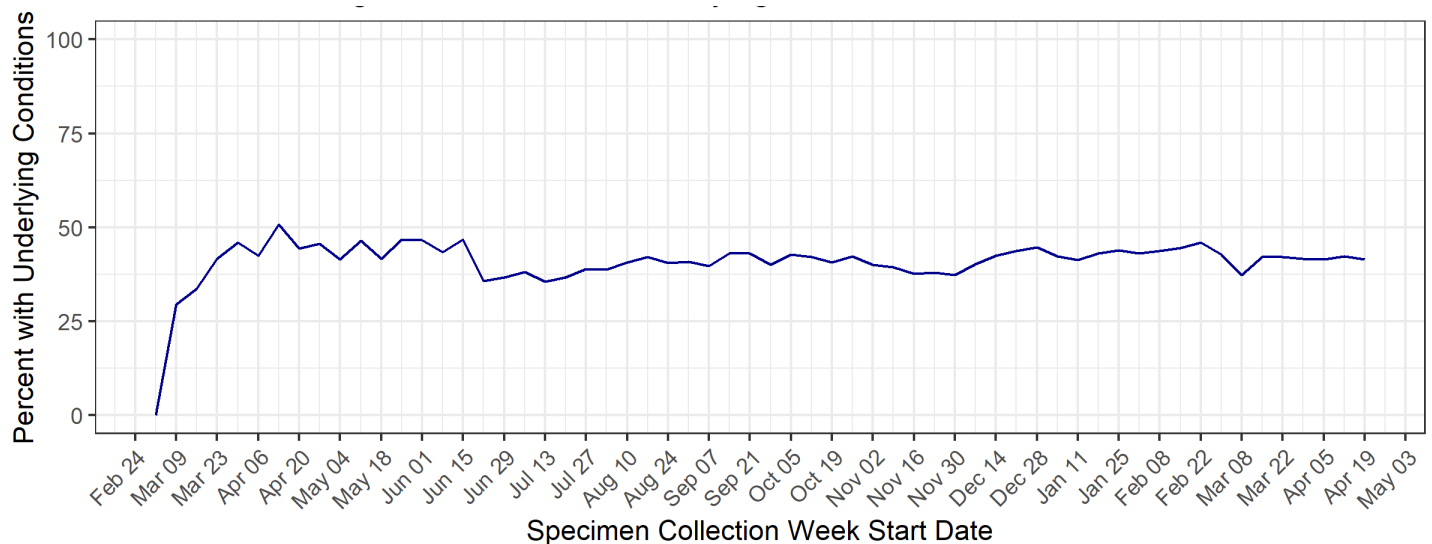
¹ Total cases, as reported on cv.nmhealth.org, include ICE detainees.

Percentage of specific symptoms reported by cases

Symptom	Percent of Symptomatic Respondents
Fever (Measured or Subjective)	44%
Chills	43%
Muscle Aches	55%
Runny Nose	48%
Sore Throat	41%
Cough	63%
Shortness of Breath	28%
Nausea or Vomiting	25%
Headache	65%
Abdominal Pain	15%
Diarrhea	29%
Fatigue	65%
Loss of Appetite	38%
Loss of Taste or Smell	51%

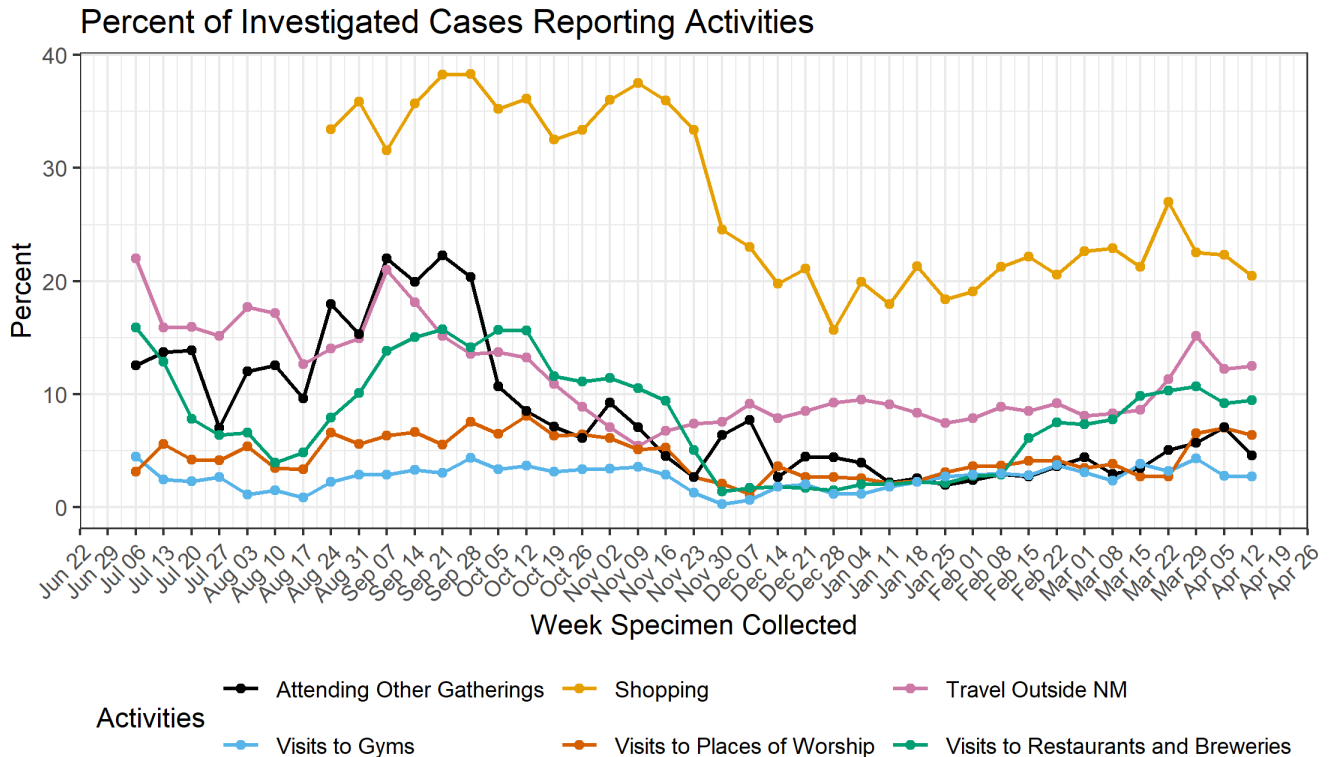
Data on “Loss of Taste or Smell” are from cases with positive tests on or after 8/3/2020, as this question was not asked consistently until August. Previously, measured fever (100.5 degrees Fahrenheit or higher) and subjective fever were reported as separate symptoms. From this week forward, cases reporting either of these symptoms will be recorded as experiencing “Fever (Measured or Subjective).”

Percentage of cases with underlying conditions each week



SECTION 2: POSSIBLE EXPOSURES AND ACTIVITIES

Percentage of cases reporting activities prior to illness each week



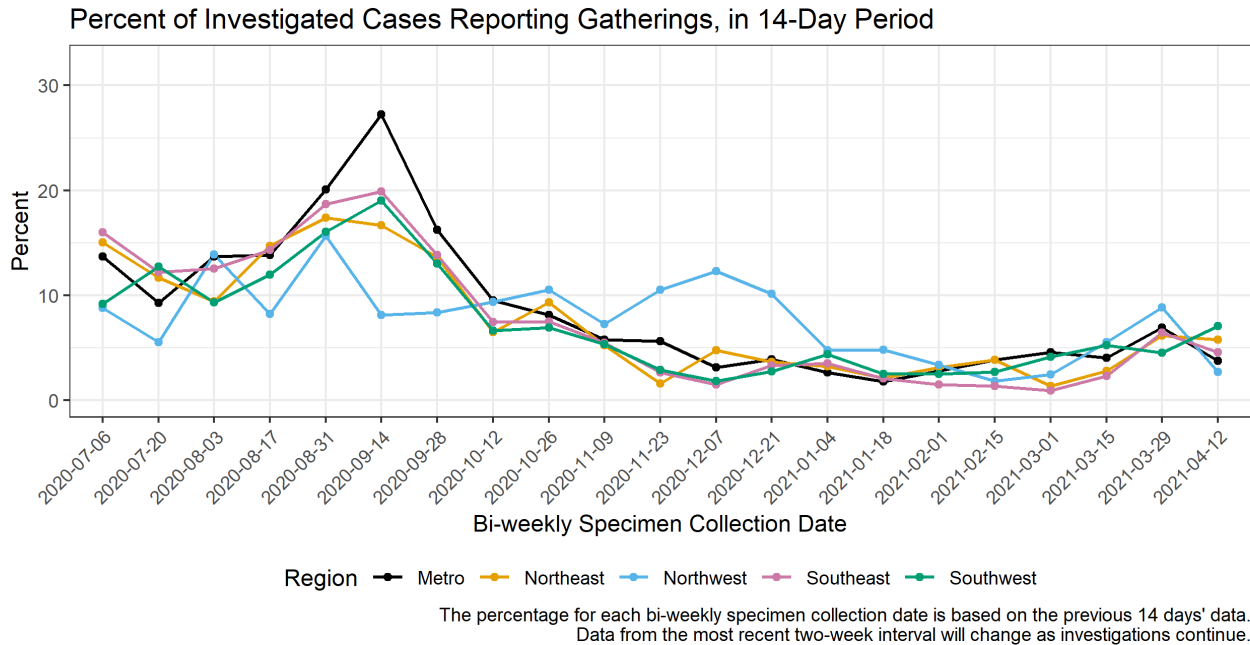
Cases in correctional facilities and residents of long-term care facilities were excluded. Percentages are out of cases who were contacted and asked about their exposures 14 days prior to illness onset. Previous published reports did not always include 14 days prior to illness onset. Positive cases from the last 7 or more days may not yet be reported or investigated.

For raw data, see Appendix A.

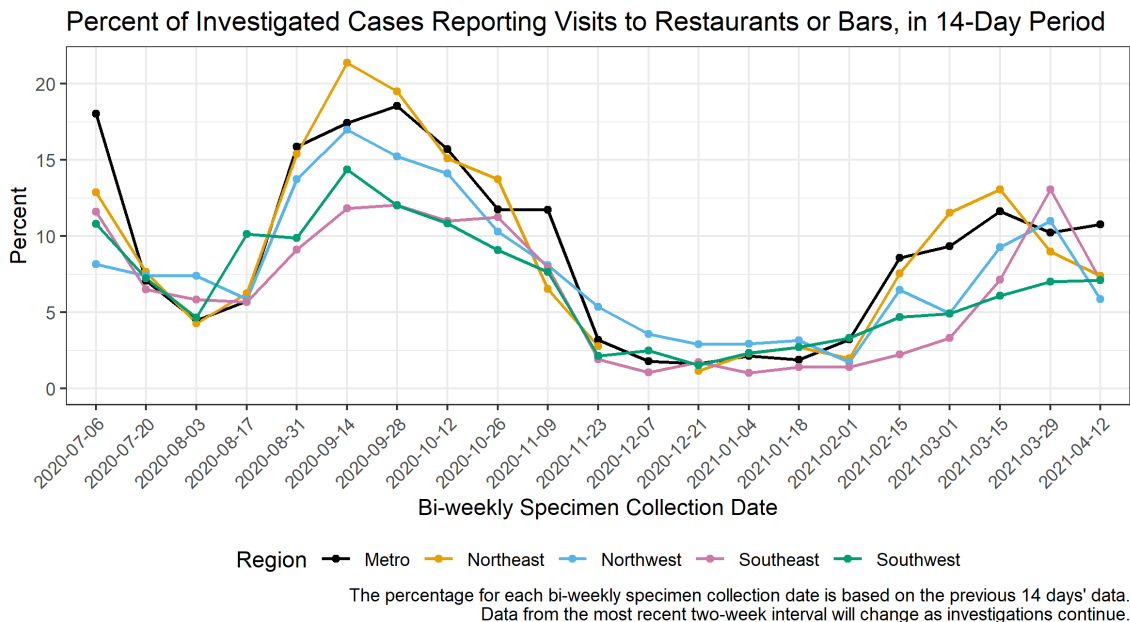
Percentage of cases reporting activities prior to illness by region bi-weekly

For specific activities reported by cases in each region, cases in correctional facilities and residents of long-term care facilities were excluded. Percentages are out of cases who were contacted and asked about their exposures 14 days prior to illness onset. Previous published reports did not always include 14 days prior to illness onset.

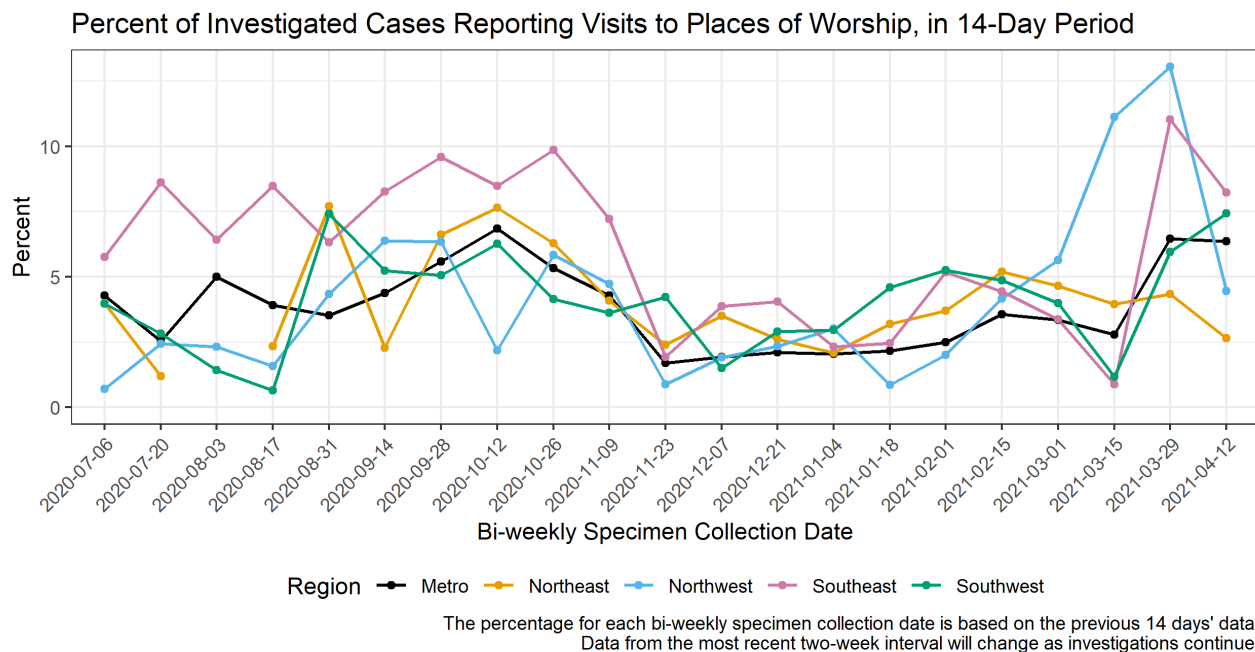
Gatherings



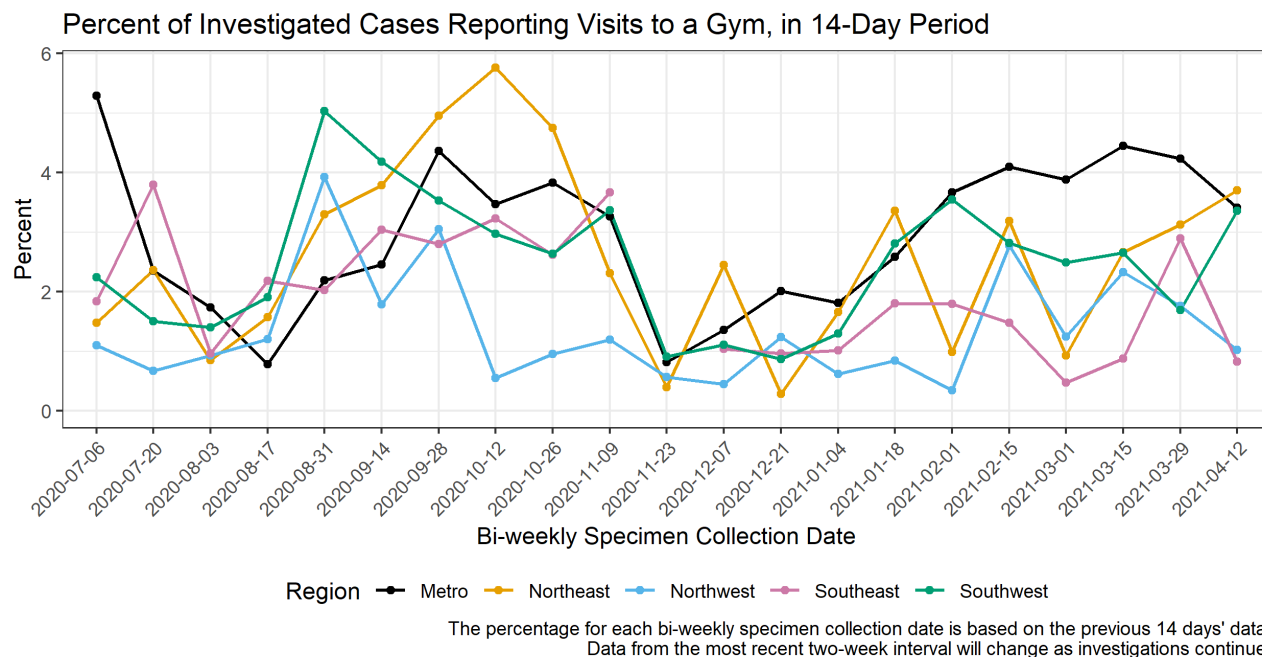
Restaurants or bars



Places of worship

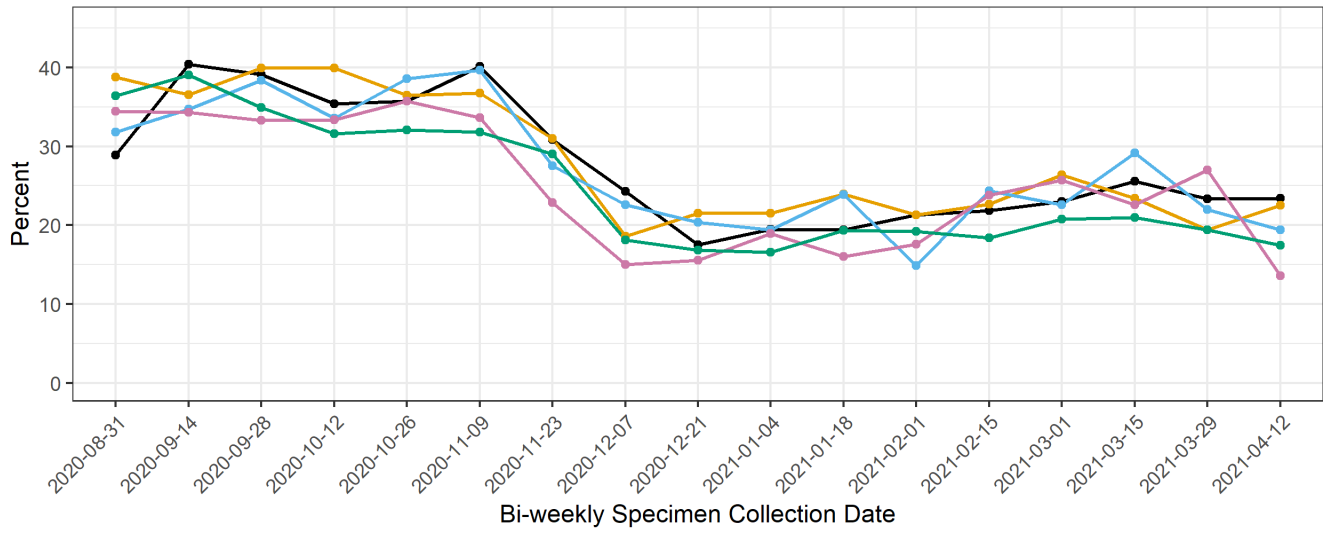


Gym



Shopping

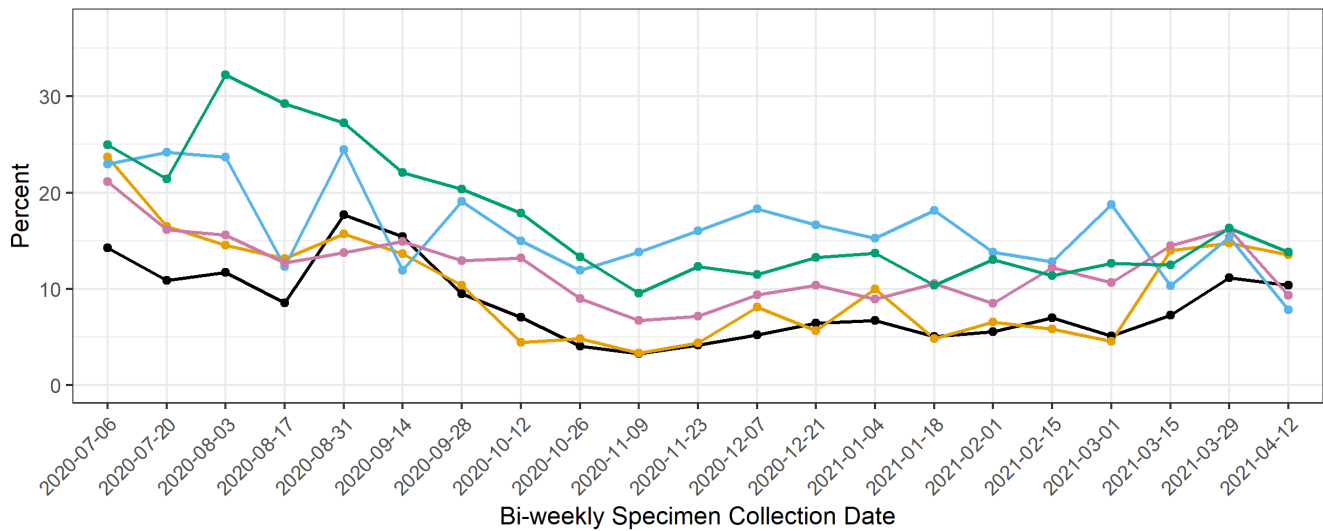
Percent of Investigated Cases Reporting Shopping Trips, in 14-Day Period



The percentage for each bi-weekly specimen collection date is based on the previous 14 days' data. Data from the most recent two-week interval will change as investigations continue.

Out-of-state travel

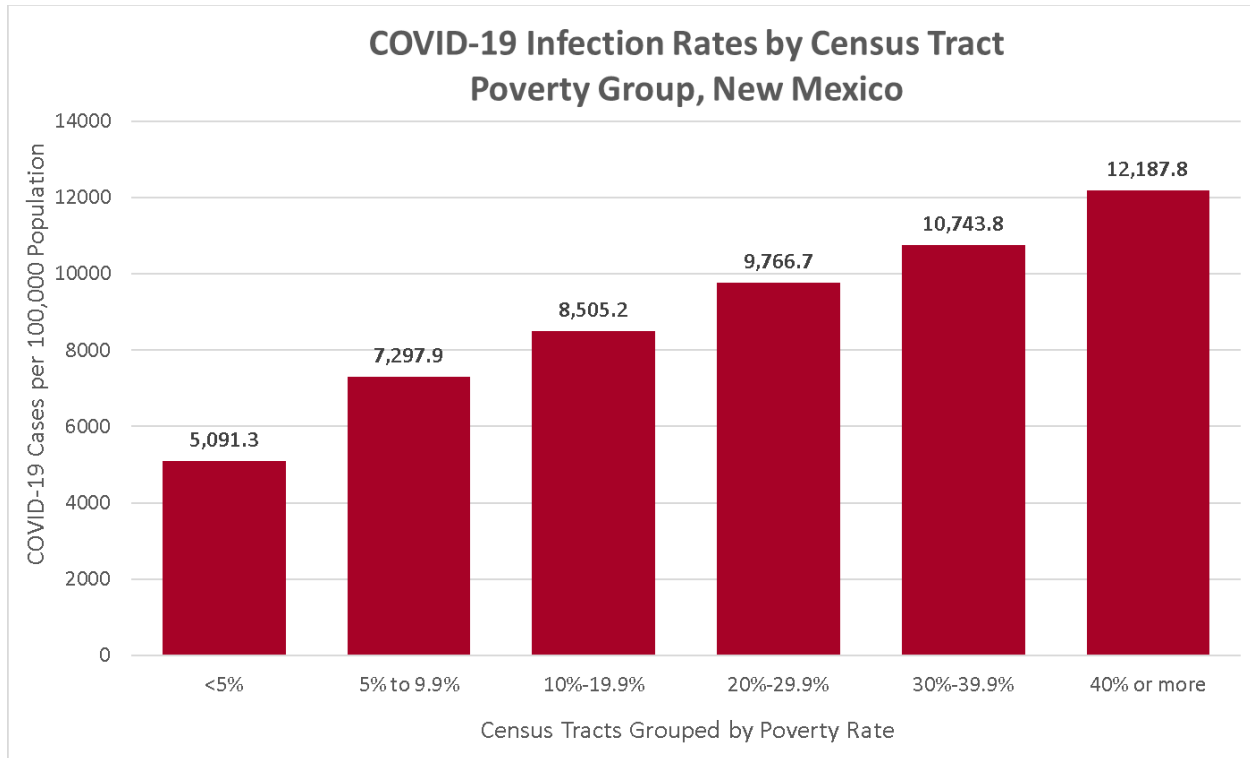
Percent of Investigated Cases Reporting Out of State Travel, in 14-Day Period



The percentage for each bi-weekly specimen collection date is based on the previous 14 days' data. Data from the most recent two-week interval will change as investigations continue.

SECTION 3: SOCIOECONOMIC STATUS

Case rate per 100,000 population by census tract below poverty level



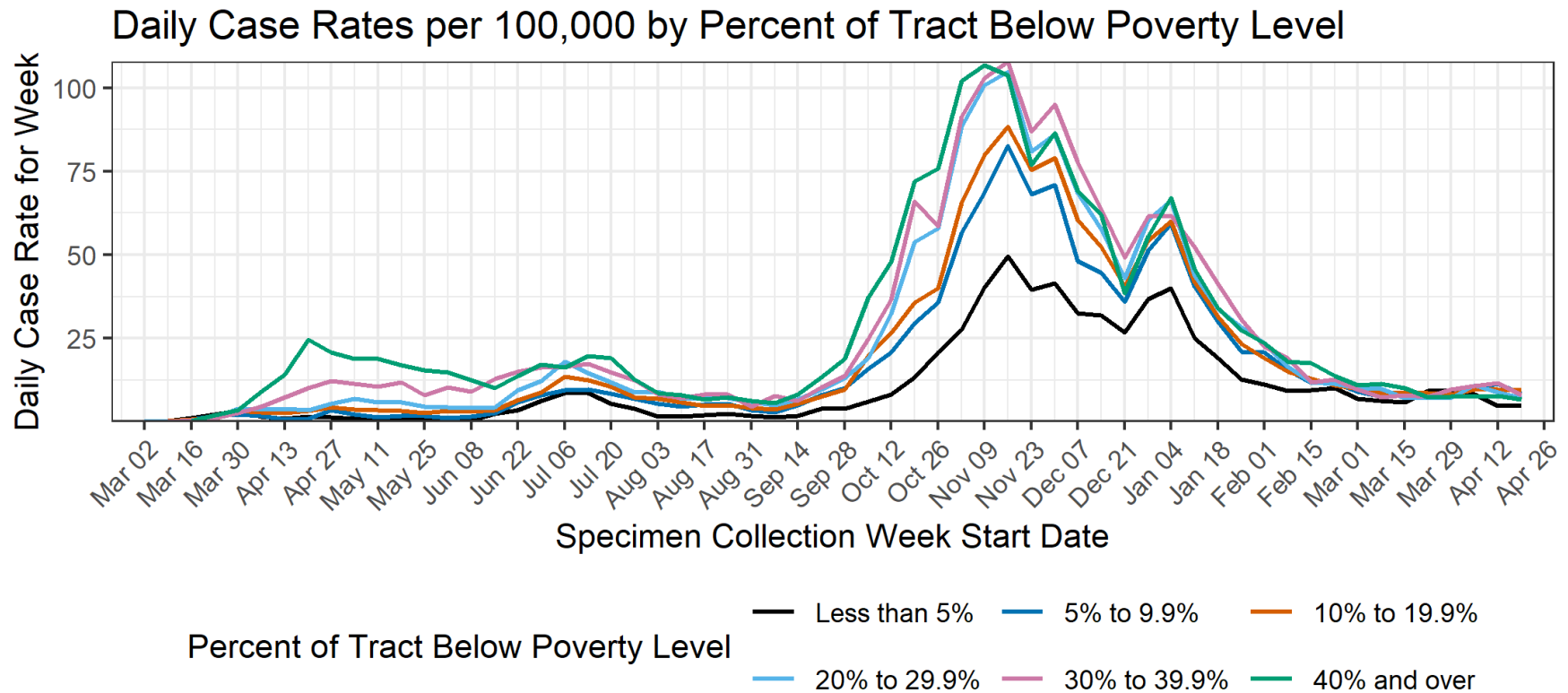
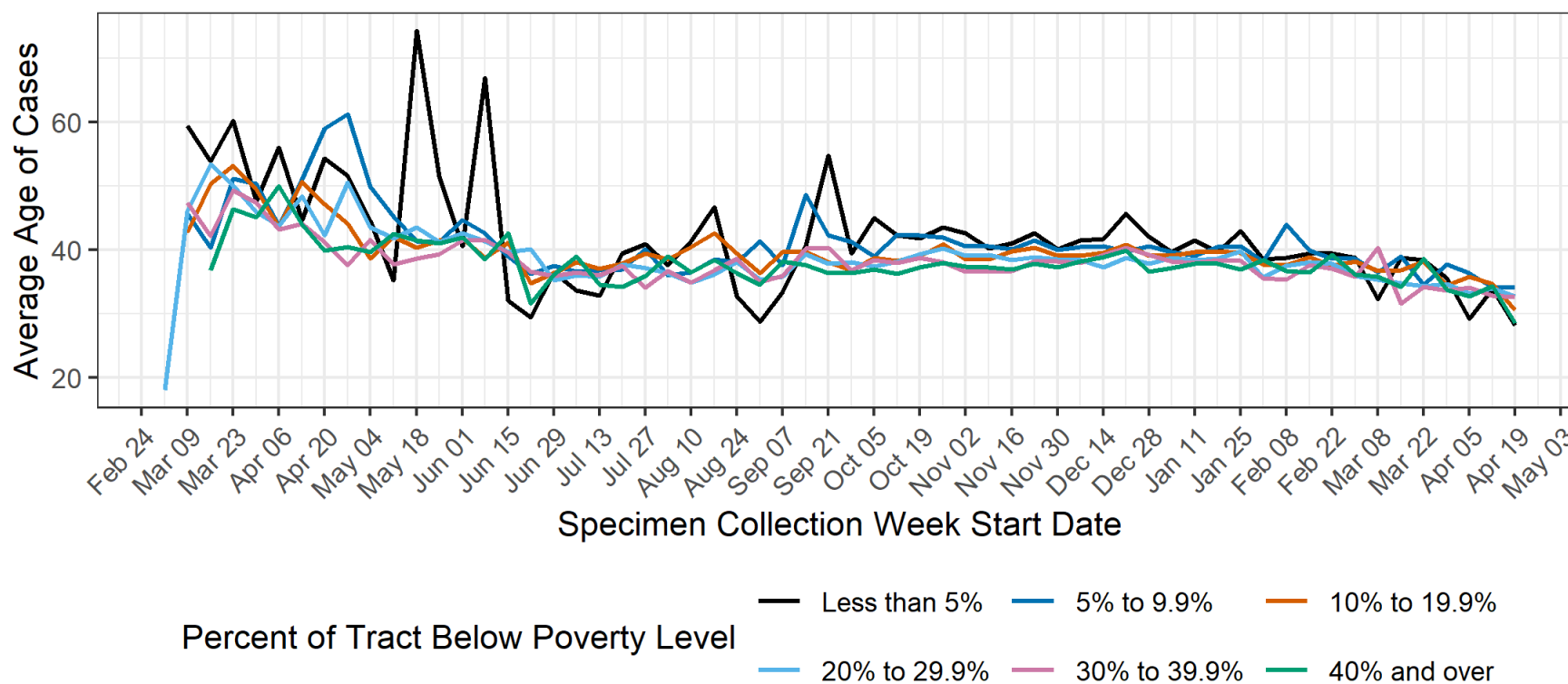


Figure excludes 7856 individuals with addresses that have not been geocoded, individuals who are detained in state or federal correctional facilities, and individuals in ICE custody. Due to delays in reporting of positive lab results to NMDOH, data for the week of April 19 to April 25, 2021 are incomplete and subject to change.

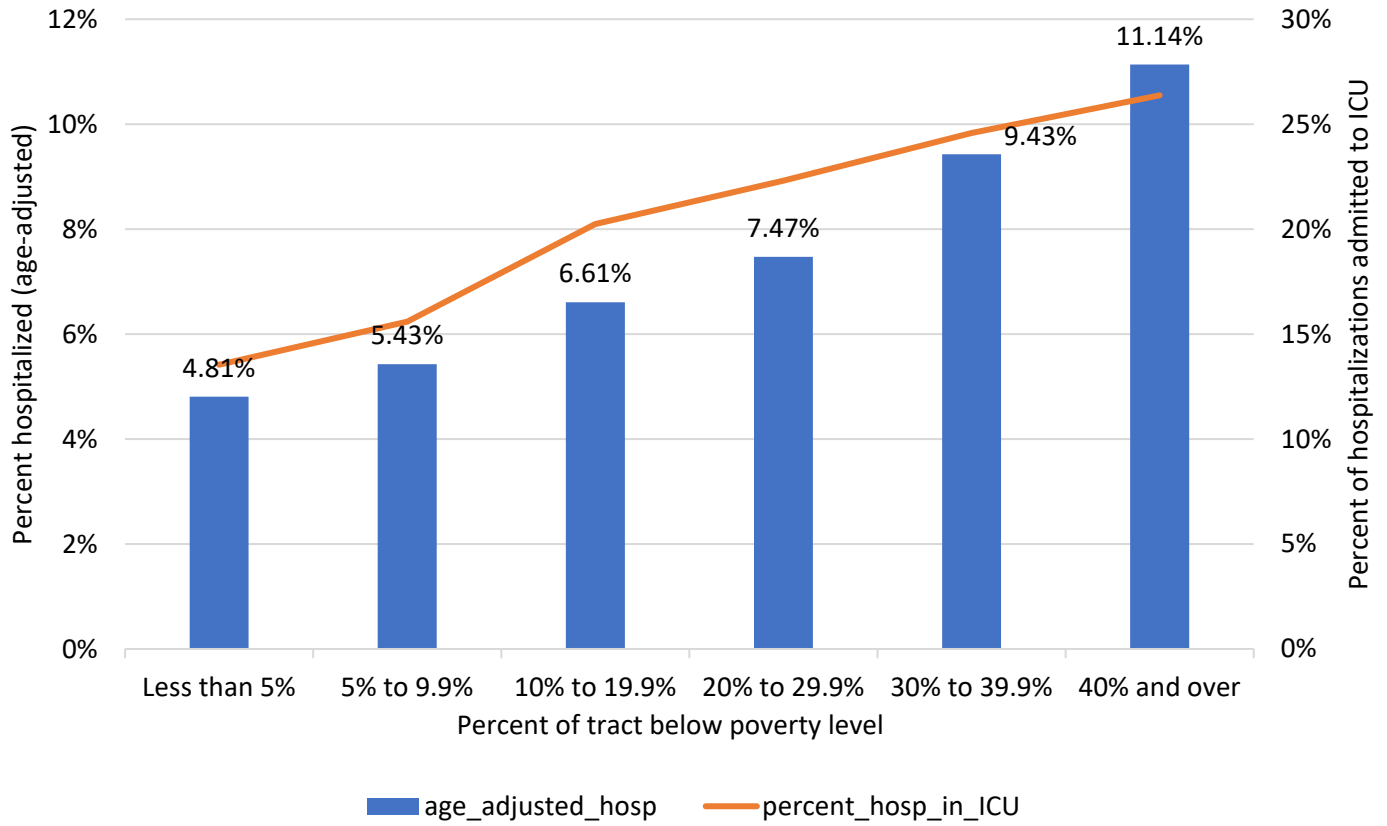
Average age of cases by poverty level each week

Average Age of Cases by Percent of Tract Below Poverty Level

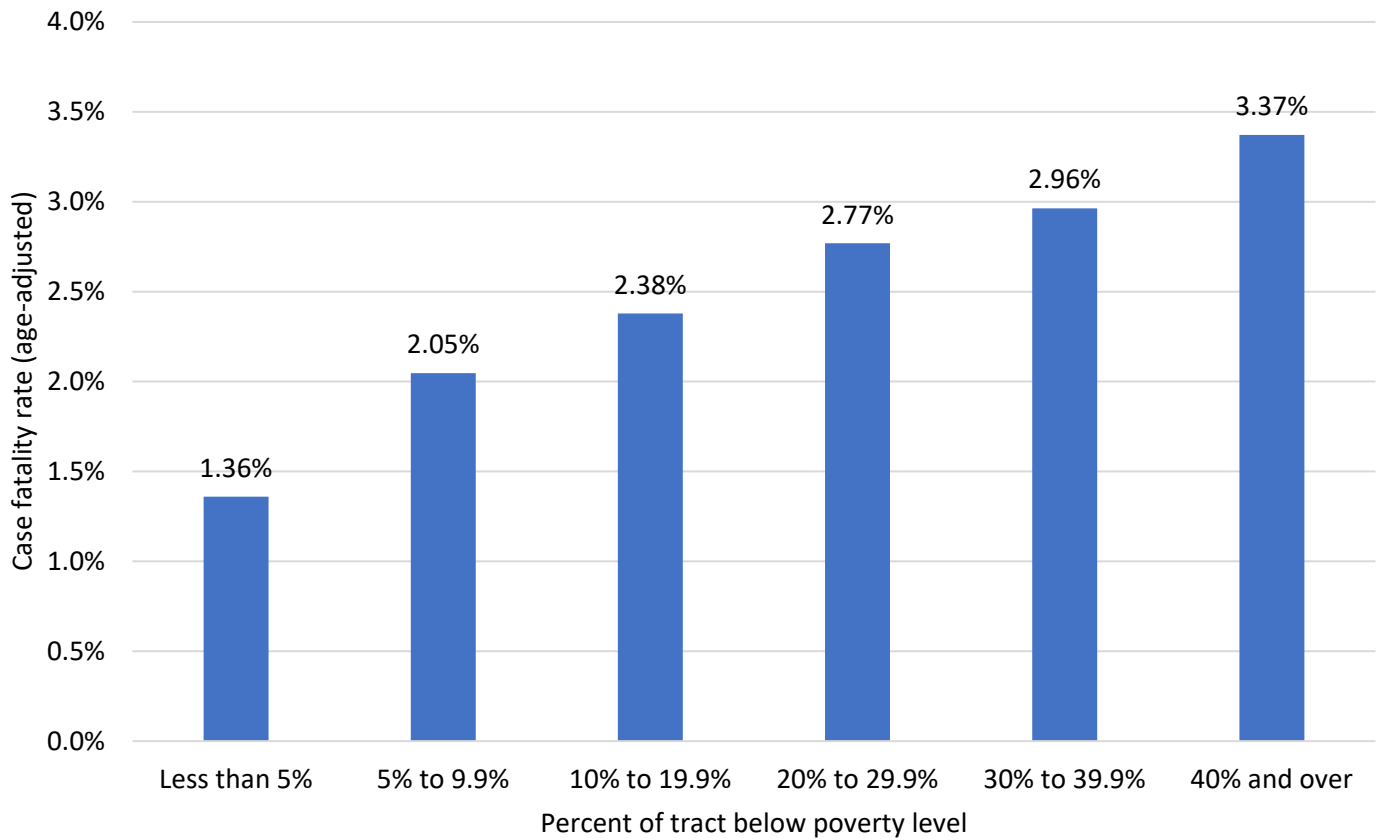


Due to delays in reporting of positive lab results to NMDOH, data for the week of April 19 to April 25, 2021 are incomplete and subject to change.

Hospitalizations and ICU stay by poverty level



Case fatality rate by poverty level



Data Sources

- **COVID-19 data**
 - **New Mexico Electronic Disease Surveillance System (NM-EDSS)**, Infectious Disease Epidemiology Bureau, Epidemiology and Response Division, New Mexico Department of Health.
 - **Salesforce/MTX COVID-19 Case Investigation Platform.**
- **Population Estimates:** University of New Mexico, Geospatial and Population Studies (GPS) Program.
- **Age-adjustment:** US 2000 Standard Population Weights
- **Poverty Rates, U.S. Census Bureau, American Community Survey (ACS)**, 2018 5-year estimates. Data from the 2017 5-year estimates were used in this analysis as proxy poverty data for those census tracts.
- **Case fatality rates.** Age-adjusted to the current distribution of U.S. COVID-19 cases: [CDC COVID Data Tracker](#)

Data Notes

- **The data reported in this weekly update may not match the daily numbers that are reported in the New Mexico Department of Health (NMDOH) press releases and/or the NMDOH COVID-19 data dashboard. This may be due to variation in the date and time of data extraction from NM-EDSS, corrections after quality assurance review, and differences in the exclusion criteria.**
- **New Mexico Electronic Disease Surveillance System (NM-EDSS).** Disease incidence data are derived from reports of notifiable infectious diseases. NMDOH relies on health care providers, laboratories, hospitals, clinics, institutions and individuals to report suspected and confirmed notifiable infectious diseases in accordance with New Mexico Administrative Code 7.4.3.13. Under-reporting can occur due to lack of awareness about reporting requirements or lack of compliance with those requirements. Not all cases of infectious diseases can be detected for various reasons including lack of access to health care services, lack of laboratory testing or concerns about confidentiality. Specific and standardized national case definitions are used to classify disease reports by case status.
- **New Mexico Population Estimates.** All population estimates apply to July 1 of 2018. Estimates include decimal fractions. The sum of population subgroup estimates may not exactly equal the overall state population estimate due to rounding error. Population estimates for previous years are occasionally revised as new information becomes available. When publishing trend data, always be sure that your rates for earlier years match current rates on NM-IBIS that have been calculated with the most up-to-date population estimates.
- **Case rate per 100,000 population.** A basic measure of disease-specific case frequency is a rate, which takes into account the number of cases and the population size. It is helpful in making public health decisions for a given population, relative to another population regardless of size.

Appendix A

Percentage of Cases by Reported Activities and POV Group

*POV Group = Percent of track below poverty level

POV Group	Percent Gathering	Percent Shopping	Percent Gym	Percent Worship	Percent Restaurants	Percent Travel
Less than 5%	7.70%	25.25%	5.22%	4.47%	10.79%	14.95%
5% to 9.9%	6.83%	26.85%	3.82%	5.22%	9.40%	11.53%
10% to 19.9%	6.94%	27.15%	2.69%	4.55%	8.15%	9.37%
20% to 29.9%	6.71%	26.88%	2.37%	4.56%	7.08%	9.81%
30% to 39.9%	7.06%	27.30%	1.91%	3.71%	7.03%	10.73%
40% and over	6.43%	26.04%	1.91%	4.46%	7.03%	16.86%
NA	5.62%	24.54%	1.70%	3.05%	7.00%	9.38%

Weekly Reported Activity Data Prior to Illness

Collection Week	No	Unknown	Yes	Percent Yes	Activity
4/12/2021	1101	56	53	4.59	Attending Other Gatherings
4/12/2021	883	100	227	20.45	Shopping
4/12/2021	1015	50	145	12.50	Travel Outside NM
4/12/2021	1124	55	31	2.68	Visits to Gyms
4/12/2021	1071	66	73	6.38	Visits to Places of Worship
4/12/2021	1037	65	108	9.43	Visits to Restaurants and Breweries
4/5/2021	1122	63	85	7.04	Attending Other Gatherings
4/5/2021	860	163	247	22.31	Shopping
4/5/2021	1064	58	148	12.21	Travel Outside NM
4/5/2021	1171	66	33	2.74	Visits to Gyms
4/5/2021	1091	97	82	6.99	Visits to Places of Worship
4/5/2021	1087	73	110	9.19	Visits to Restaurants and Breweries
3/29/2021	866	57	52	5.66	Attending Other Gatherings
3/29/2021	661	122	192	22.51	Shopping
3/29/2021	774	63	138	15.13	Travel Outside NM
3/29/2021	730	212	33	4.33	Visits to Gyms
3/29/2021	701	225	49	6.53	Visits to Places of Worship
3/29/2021	809	69	97	10.71	Visits to Restaurants and Breweries
3/22/2021	888	60	47	5.03	Attending Other Gatherings
3/22/2021	644	113	238	26.98	Shopping
3/22/2021	839	49	107	11.31	Travel Outside NM
3/22/2021	815	153	27	3.21	Visits to Gyms
3/22/2021	822	150	23	2.72	Visits to Places of Worship
3/22/2021	835	64	96	10.31	Visits to Restaurants and Breweries
3/15/2021	917	43	33	3.47	Attending Other Gatherings
3/15/2021	689	118	186	21.26	Shopping
3/15/2021	860	52	81	8.61	Travel Outside NM
3/15/2021	808	153	32	3.81	Visits to Gyms

3/15/2021	818	152	23	2.73	Visits to Places of Worship
3/15/2021	846	55	92	9.81	Visits to Restaurants and Breweries
3/8/2021	1024	53	31	2.94	Attending Other Gatherings
3/8/2021	767	113	228	22.91	Shopping
3/8/2021	964	57	87	8.28	Travel Outside NM
3/8/2021	991	93	24	2.36	Visits to Gyms
3/8/2021	976	93	39	3.84	Visits to Places of Worship
3/8/2021	952	76	80	7.75	Visits to Restaurants and Breweries
3/1/2021	1134	72	52	4.38	Attending Other Gatherings
3/1/2021	841	171	246	22.63	Shopping
3/1/2021	1090	72	96	8.09	Travel Outside NM
3/1/2021	1127	95	36	3.10	Visits to Gyms
3/1/2021	1117	101	40	3.46	Visits to Places of Worship
3/1/2021	1074	99	85	7.33	Visits to Restaurants and Breweries
2/22/2021	1335	110	50	3.61	Attending Other Gatherings
2/22/2021	1038	188	269	20.58	Shopping
2/22/2021	1257	111	127	9.18	Travel Outside NM
2/22/2021	1291	154	50	3.73	Visits to Gyms
2/22/2021	1280	160	55	4.12	Visits to Places of Worship
2/22/2021	1239	156	100	7.47	Visits to Restaurants and Breweries
2/15/2021	1407	121	39	2.70	Attending Other Gatherings
2/15/2021	1056	210	301	22.18	Shopping
2/15/2021	1314	131	122	8.50	Travel Outside NM
2/15/2021	1353	175	39	2.80	Visits to Gyms
2/15/2021	1329	181	57	4.11	Visits to Places of Worship
2/15/2021	1303	179	85	6.12	Visits to Restaurants and Breweries
2/8/2021	1692	149	51	2.93	Attending Other Gatherings
2/8/2021	1241	316	335	21.26	Shopping
2/8/2021	1589	148	155	8.89	Travel Outside NM
2/8/2021	1637	205	50	2.96	Visits to Gyms
2/8/2021	1610	221	61	3.65	Visits to Places of Worship
2/8/2021	1638	206	48	2.85	Visits to Restaurants and Breweries
2/1/2021	2331	183	57	2.39	Attending Other Gatherings
2/1/2021	1763	393	415	19.05	Shopping
2/1/2021	2206	177	188	7.85	Travel Outside NM
2/1/2021	2240	265	66	2.86	Visits to Gyms
2/1/2021	2200	288	83	3.64	Visits to Places of Worship
2/1/2021	2240	267	64	2.78	Visits to Restaurants and Breweries
1/25/2021	2657	250	53	1.96	Attending Other Gatherings
1/25/2021	2013	494	453	18.37	Shopping
1/25/2021	2520	238	202	7.42	Travel Outside NM
1/25/2021	2553	336	71	2.71	Visits to Gyms
1/25/2021	2509	371	80	3.09	Visits to Places of Worship
1/25/2021	2563	341	56	2.14	Visits to Restaurants and Breweries
1/18/2021	2024	281	53	2.55	Attending Other Gatherings
1/18/2021	1436	533	389	21.32	Shopping

1/18/2021	1911	273	174	8.35	Travel Outside NM
1/18/2021	1967	346	45	2.24	Visits to Gyms
1/18/2021	1921	391	46	2.34	Visits to Places of Worship
1/18/2021	1970	343	45	2.23	Visits to Restaurants and Breweries
1/11/2021	1663	294	37	2.18	Attending Other Gatherings
1/11/2021	1213	515	266	17.99	Shopping
1/11/2021	1548	291	155	9.10	Travel Outside NM
1/11/2021	1611	353	30	1.83	Visits to Gyms
1/11/2021	1552	408	34	2.14	Visits to Places of Worship
1/11/2021	1601	360	33	2.02	Visits to Restaurants and Breweries
1/4/2021	2140	342	88	3.95	Attending Other Gatherings
1/4/2021	1545	641	384	19.91	Shopping
1/4/2021	2013	345	212	9.53	Travel Outside NM
1/4/2021	2125	420	25	1.16	Visits to Gyms
1/4/2021	2044	472	54	2.57	Visits to Places of Worship
1/4/2021	2106	421	43	2.00	Visits to Restaurants and Breweries
12/28/2020	1719	301	79	4.39	Attending Other Gatherings
12/28/2020	1295	563	241	15.69	Shopping
12/28/2020	1616	318	165	9.26	Travel Outside NM
12/28/2020	1735	343	21	1.20	Visits to Gyms
12/28/2020	1637	417	45	2.68	Visits to Places of Worship
12/28/2020	1733	340	26	1.48	Visits to Restaurants and Breweries
12/21/2020	1240	222	58	4.47	Attending Other Gatherings
12/21/2020	845	449	226	21.10	Shopping
12/21/2020	1183	227	110	8.51	Travel Outside NM
12/21/2020	1220	275	25	2.01	Visits to Gyms
12/21/2020	1168	320	32	2.67	Visits to Places of Worship
12/21/2020	1230	269	21	1.68	Visits to Restaurants and Breweries
12/14/2020	1513	324	41	2.64	Attending Other Gatherings
12/14/2020	994	639	245	19.77	Shopping
12/14/2020	1416	341	121	7.87	Travel Outside NM
12/14/2020	1483	368	27	1.79	Visits to Gyms
12/14/2020	1367	460	51	3.60	Visits to Places of Worship
12/14/2020	1475	376	27	1.80	Visits to Restaurants and Breweries
12/7/2020	886	318	74	7.71	Attending Other Gatherings
12/7/2020	448	696	134	23.02	Shopping
12/7/2020	855	337	86	9.14	Travel Outside NM
12/7/2020	926	346	6	0.64	Visits to Gyms
12/7/2020	828	440	10	1.19	Visits to Places of Worship
12/7/2020	917	345	16	1.71	Visits to Restaurants and Breweries
11/30/2020	1044	490	71	6.37	Attending Other Gatherings
11/30/2020	522	913	170	24.57	Shopping
11/30/2020	1002	521	82	7.56	Travel Outside NM
11/30/2020	1084	518	3	0.28	Visits to Gyms
11/30/2020	980	604	21	2.10	Visits to Places of Worship
11/30/2020	1074	516	15	1.38	Visits to Restaurants and Breweries

11/23/2020	954	477	26	2.65	Attending Other Gatherings
11/23/2020	465	759	233	33.38	Shopping
11/23/2020	892	494	71	7.37	Travel Outside NM
11/23/2020	944	501	12	1.26	Visits to Gyms
11/23/2020	843	591	23	2.66	Visits to Places of Worship
11/23/2020	906	503	48	5.03	Visits to Restaurants and Breweries
11/16/2020	1544	590	73	4.51	Attending Other Gatherings
11/16/2020	874	842	491	35.97	Shopping
11/16/2020	1487	612	108	6.77	Travel Outside NM
11/16/2020	1513	649	45	2.89	Visits to Gyms
11/16/2020	1374	757	76	5.24	Visits to Places of Worship
11/16/2020	1416	644	147	9.40	Visits to Restaurants and Breweries
11/9/2020	2834	577	215	7.05	Attending Other Gatherings
11/9/2020	1546	1152	928	37.51	Shopping
11/9/2020	2847	615	164	5.45	Travel Outside NM
11/9/2020	2862	659	105	3.54	Visits to Gyms
11/9/2020	2708	773	145	5.08	Visits to Places of Worship
11/9/2020	2662	651	313	10.52	Visits to Restaurants and Breweries
11/2/2020	4430	554	450	9.22	Attending Other Gatherings
11/2/2020	2736	1159	1539	36.00	Shopping
11/2/2020	4471	622	341	7.09	Travel Outside NM
11/2/2020	4630	642	162	3.38	Visits to Gyms
11/2/2020	4439	707	288	6.09	Visits to Places of Worship
11/2/2020	4242	646	546	11.40	Visits to Restaurants and Breweries
10/26/2020	3146	458	204	6.09	Attending Other Gatherings
10/26/2020	1962	864	982	33.36	Shopping
10/26/2020	3040	471	297	8.90	Travel Outside NM
10/26/2020	3183	515	110	3.34	Visits to Gyms
10/26/2020	3042	557	209	6.43	Visits to Places of Worship
10/26/2020	2922	521	365	11.10	Visits to Restaurants and Breweries
10/19/2020	3711	454	285	7.13	Attending Other Gatherings
10/19/2020	2330	997	1123	32.52	Shopping
10/19/2020	3509	513	428	10.87	Travel Outside NM
10/19/2020	3834	492	124	3.13	Visits to Gyms
10/19/2020	3630	574	246	6.35	Visits to Places of Worship
10/19/2020	3480	513	457	11.61	Visits to Restaurants and Breweries
10/12/2020	2568	304	238	8.48	Attending Other Gatherings
10/12/2020	1608	593	909	36.11	Shopping
10/12/2020	2404	339	367	13.24	Travel Outside NM
10/12/2020	2701	306	103	3.67	Visits to Gyms
10/12/2020	2554	332	224	8.06	Visits to Places of Worship
10/12/2020	2366	306	438	15.62	Visits to Restaurants and Breweries
10/5/2020	1765	228	211	10.68	Attending Other Gatherings
10/5/2020	1144	438	622	35.22	Shopping
10/5/2020	1704	229	271	13.72	Travel Outside NM
10/5/2020	1911	227	66	3.34	Visits to Gyms

10/5/2020	1833	244	127	6.48	Visits to Places of Worship
10/5/2020	1662	233	309	15.68	Visits to Restaurants and Breweries
9/28/2020	1005	118	257	20.36	Attending Other Gatherings
9/28/2020	648	330	402	38.29	Shopping
9/28/2020	1084	126	170	13.56	Travel Outside NM
9/28/2020	1203	122	55	4.37	Visits to Gyms
9/28/2020	1150	136	94	7.56	Visits to Places of Worship
9/28/2020	1081	121	178	14.14	Visits to Restaurants and Breweries
9/21/2020	722	103	207	22.28	Attending Other Gatherings
9/21/2020	458	290	284	38.27	Shopping
9/21/2020	763	133	136	15.13	Travel Outside NM
9/21/2020	900	104	28	3.02	Visits to Gyms
9/21/2020	855	127	50	5.52	Visits to Places of Worship
9/21/2020	783	103	146	15.72	Visits to Restaurants and Breweries
9/14/2020	487	69	121	19.90	Attending Other Gatherings
9/14/2020	331	162	184	35.73	Shopping
9/14/2020	492	76	109	18.14	Travel Outside NM
9/14/2020	589	68	20	3.28	Visits to Gyms
9/14/2020	564	73	40	6.62	Visits to Places of Worship
9/14/2020	515	71	91	15.02	Visits to Restaurants and Breweries
9/7/2020	333	102	94	22.01	Attending Other Gatherings
9/7/2020	230	193	106	31.55	Shopping
9/7/2020	343	95	91	20.97	Travel Outside NM
9/7/2020	409	108	12	2.85	Visits to Gyms
9/7/2020	400	102	27	6.32	Visits to Places of Worship
9/7/2020	368	102	59	13.82	Visits to Restaurants and Breweries
8/31/2020	415	69	75	15.31	Attending Other Gatherings
8/31/2020	245	177	137	35.86	Shopping
8/31/2020	410	77	72	14.94	Travel Outside NM
8/31/2020	475	70	14	2.86	Visits to Gyms
8/31/2020	459	73	27	5.56	Visits to Places of Worship
8/31/2020	437	73	49	10.08	Visits to Restaurants and Breweries
8/24/2020	479	119	105	17.98	Attending Other Gatherings
8/24/2020	295	260	148	33.41	Shopping
8/24/2020	503	118	82	14.02	Travel Outside NM
8/24/2020	568	122	13	2.24	Visits to Gyms
8/24/2020	541	124	38	6.56	Visits to Places of Worship
8/24/2020	536	121	46	7.90	Visits to Restaurants and Breweries
8/17/2020	545	64	58	9.62	Attending Other Gatherings
8/17/2020	524	67	76	12.67	Travel Outside NM
8/17/2020	594	68	5	0.83	Visits to Gyms
8/17/2020	577	70	20	3.35	Visits to Places of Worship
8/17/2020	571	67	29	4.83	Visits to Restaurants and Breweries
8/10/2020	536	90	77	12.56	Attending Other Gatherings
8/10/2020	502	97	104	17.16	Travel Outside NM
8/10/2020	604	90	9	1.47	Visits to Gyms

8/10/2020	588	94	21	3.45	Visits to Places of Worship
8/10/2020	587	92	24	3.93	Visits to Restaurants and Breweries
8/3/2020	615	154	84	12.02	Attending Other Gatherings
8/3/2020	572	158	123	17.70	Travel Outside NM
8/3/2020	692	153	8	1.14	Visits to Gyms
8/3/2020	653	163	37	5.36	Visits to Places of Worship
8/3/2020	654	153	46	6.57	Visits to Restaurants and Breweries
7/27/2020	795	183	60	7.02	Attending Other Gatherings
7/27/2020	724	185	129	15.12	Travel Outside NM
7/27/2020	838	177	23	2.67	Visits to Gyms
7/27/2020	811	192	35	4.14	Visits to Places of Worship
7/27/2020	807	176	55	6.38	Visits to Restaurants and Breweries
7/20/2020	902	284	145	13.85	Attending Other Gatherings
7/20/2020	879	285	167	15.97	Travel Outside NM
7/20/2020	1019	288	24	2.30	Visits to Gyms
7/20/2020	982	306	43	4.20	Visits to Places of Worship
7/20/2020	958	292	81	7.80	Visits to Restaurants and Breweries
7/13/2020	984	260	156	13.68	Attending Other Gatherings
7/13/2020	970	247	183	15.87	Travel Outside NM
7/13/2020	1115	257	28	2.45	Visits to Gyms
7/13/2020	1061	276	63	5.60	Visits to Places of Worship
7/13/2020	998	255	147	12.84	Visits to Restaurants and Breweries
7/6/2020	995	300	143	12.57	Attending Other Gatherings
7/6/2020	908	274	256	21.99	Travel Outside NM
7/6/2020	1094	293	51	4.45	Visits to Gyms
7/6/2020	1072	331	35	3.16	Visits to Places of Worship
7/6/2020	959	298	181	15.88	Visits to Restaurants and Breweries