

New Mexico COVID-19 Cases Update

HEALTH AND SOCIAL CHARACTERISTICS

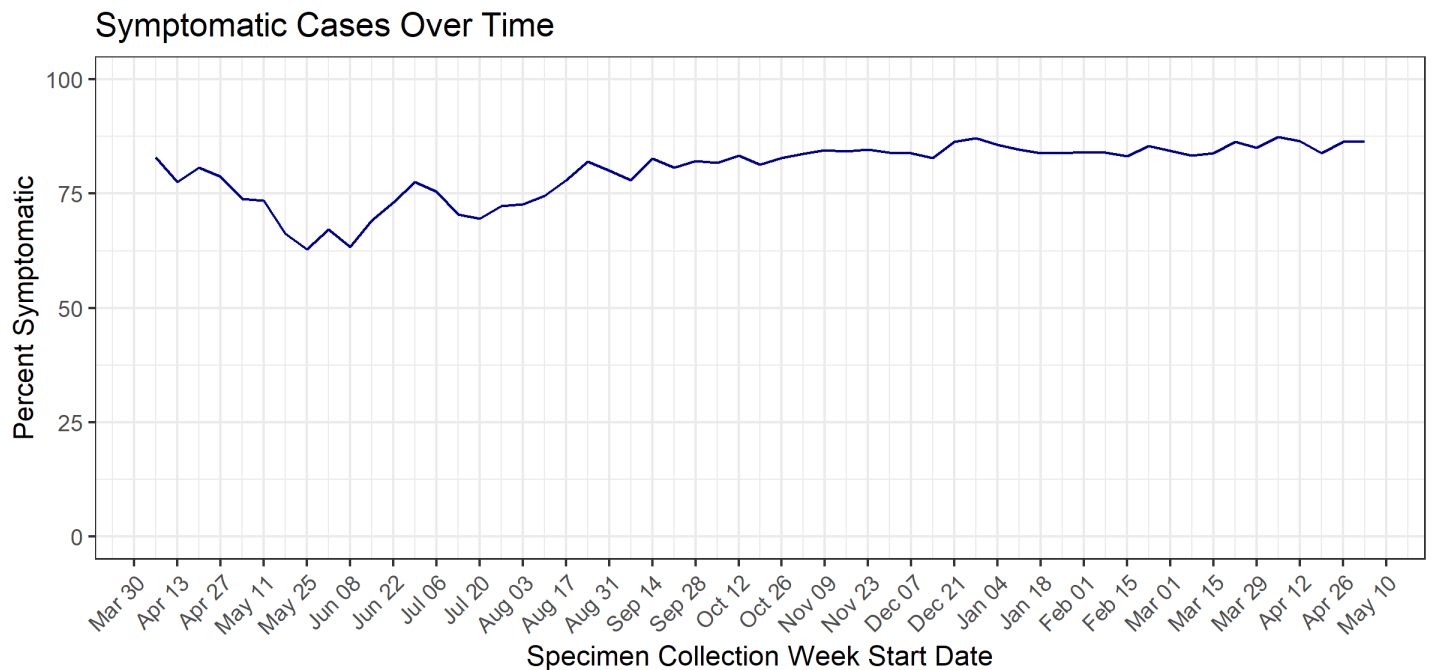
May 10th, 2021

Unless stated otherwise, all data reported here exclude cases who are from out-of-state and cases who are detainees in Federal Immigration and Customs Enforcement (ICE) facilities.

Total Cases	Cases in the Last 7 Days
199,901 ¹	1,509

SECTION 1: SYMPTOMS

Percentage of cases reporting symptoms each week



Data for the week of May 3 to May 9, 2021 are incomplete and subject to change.

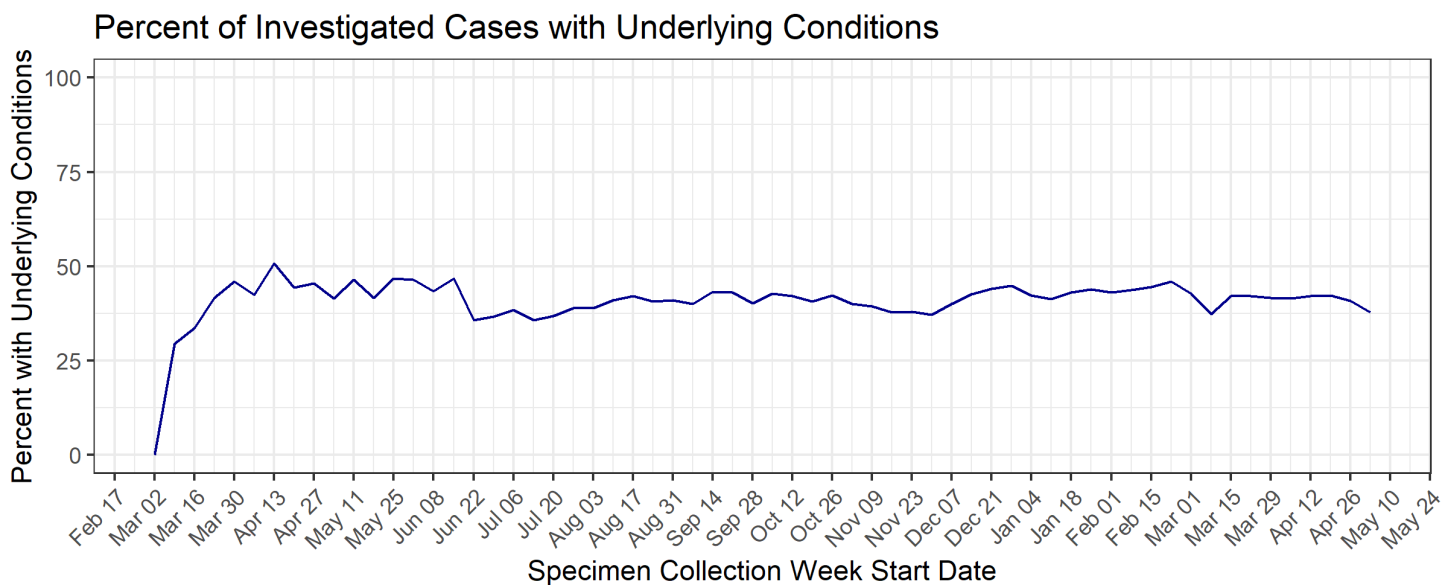
¹ Total cases, as reported on cv.nmhealth.org, include ICE detainees.

Percentage of specific symptoms reported by cases

Symptom	Percent of Symptomatic Respondents
Fever (Measured or Subjective)	44%
Chills	43%
Muscle Aches	55%
Runny Nose	48%
Sore Throat	41%
Cough	63%
Shortness of Breath	28%
Nausea or Vomiting	25%
Headache	65%
Abdominal Pain	15%
Diarrhea	29%
Fatigue	65%
Loss of Appetite	38%
Loss of Taste or Smell	51%

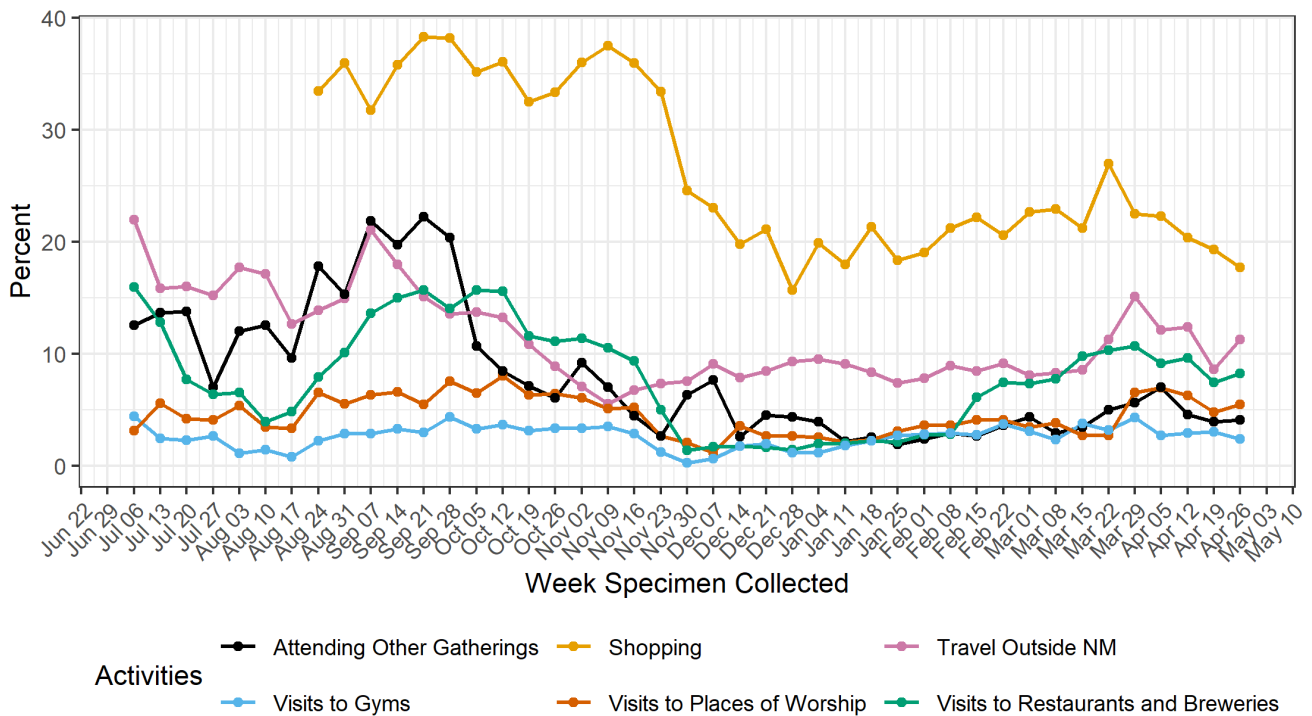
Data on “Loss of Taste or Smell” are from cases with positive tests on or after 8/3/2020, as this question was not asked consistently until August. Previously, measured fever (100.5 degrees Fahrenheit or higher) and subjective fever were reported as separate symptoms. From this week forward, cases reporting either of these symptoms will be recorded as experiencing “Fever (Measured or Subjective).”

Percentage of cases with underlying conditions each week



SECTION 2: POSSIBLE EXPOSURES AND ACTIVITIES

Percentage of cases reporting activities prior to illness each week



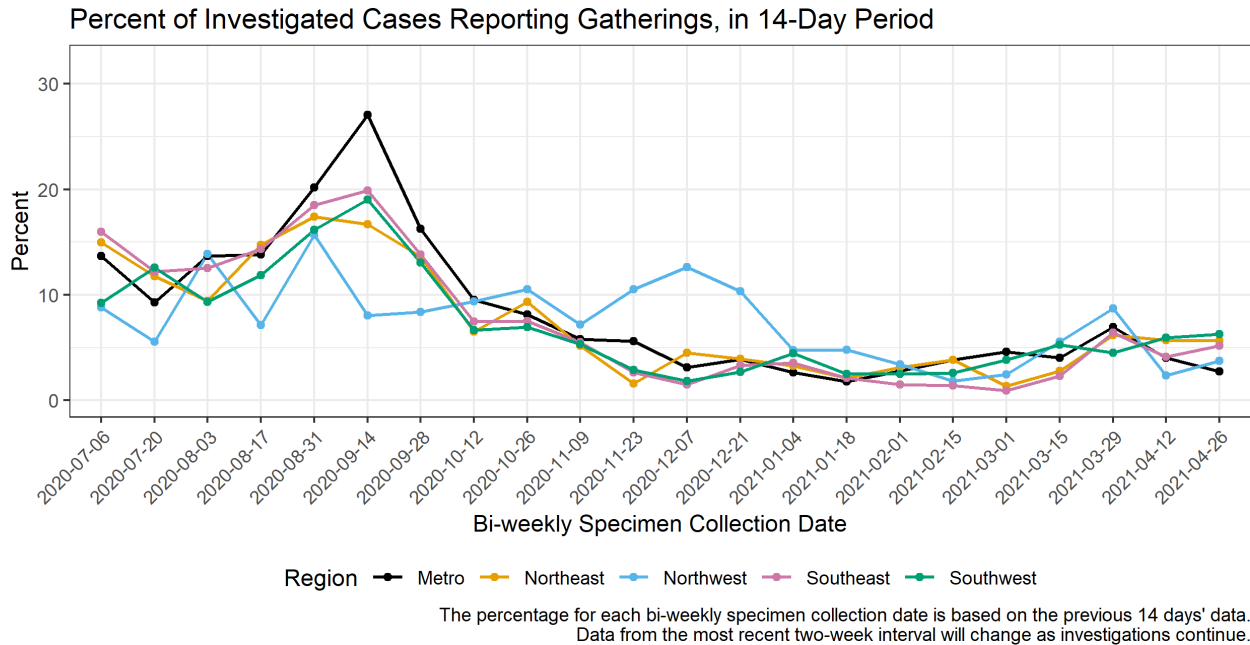
Cases in correctional facilities and residents of long-term care facilities were excluded. Percentages are out of cases who were contacted and asked about their exposures 14 days prior to illness onset. Previous published reports did not always include 14 days prior to illness onset. Positive cases from the last 7 or more days may not yet be reported or investigated.

For raw data, see Appendix A.

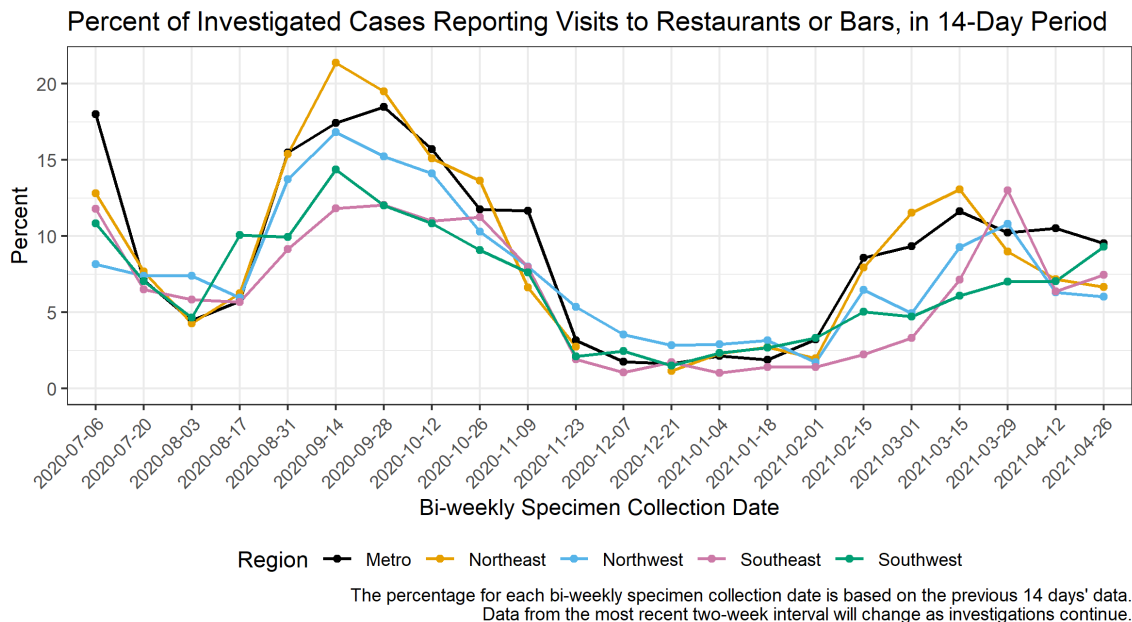
Percentage of cases reporting activities prior to illness by region bi-weekly

For specific activities reported by cases in each region, cases in correctional facilities and residents of long-term care facilities were excluded. Percentages are out of cases who were contacted and asked about their exposures 14 days prior to illness onset. Previous published reports did not always include 14 days prior to illness onset.

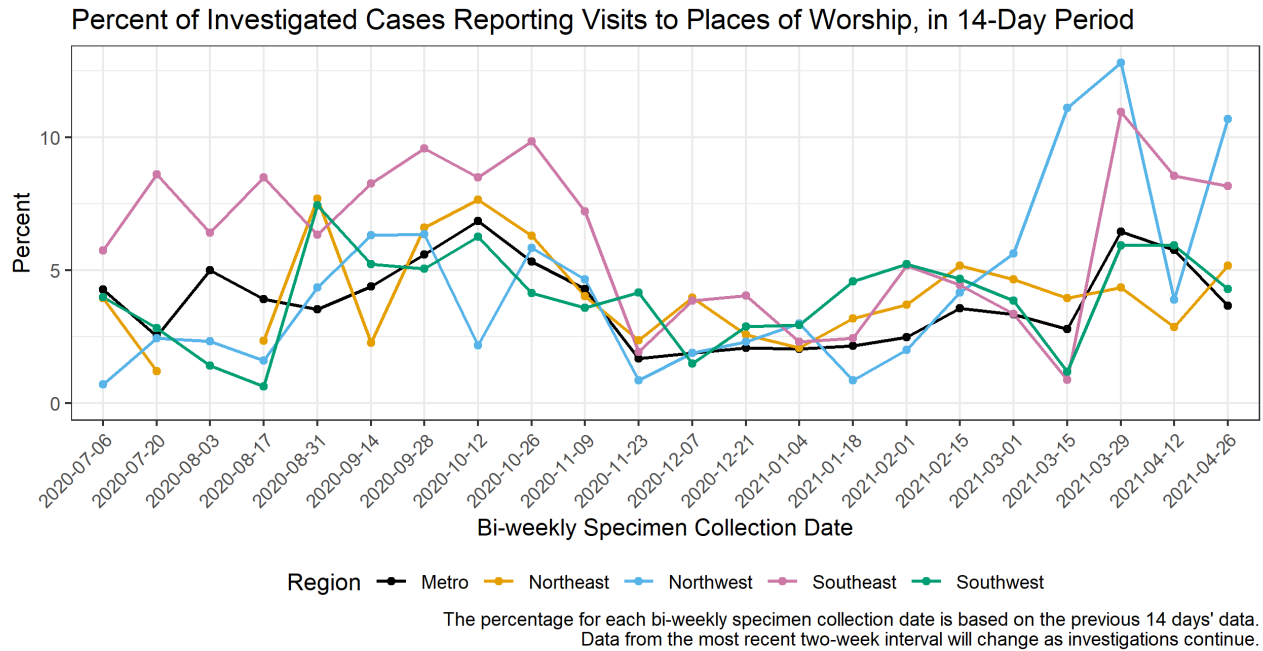
Gatherings



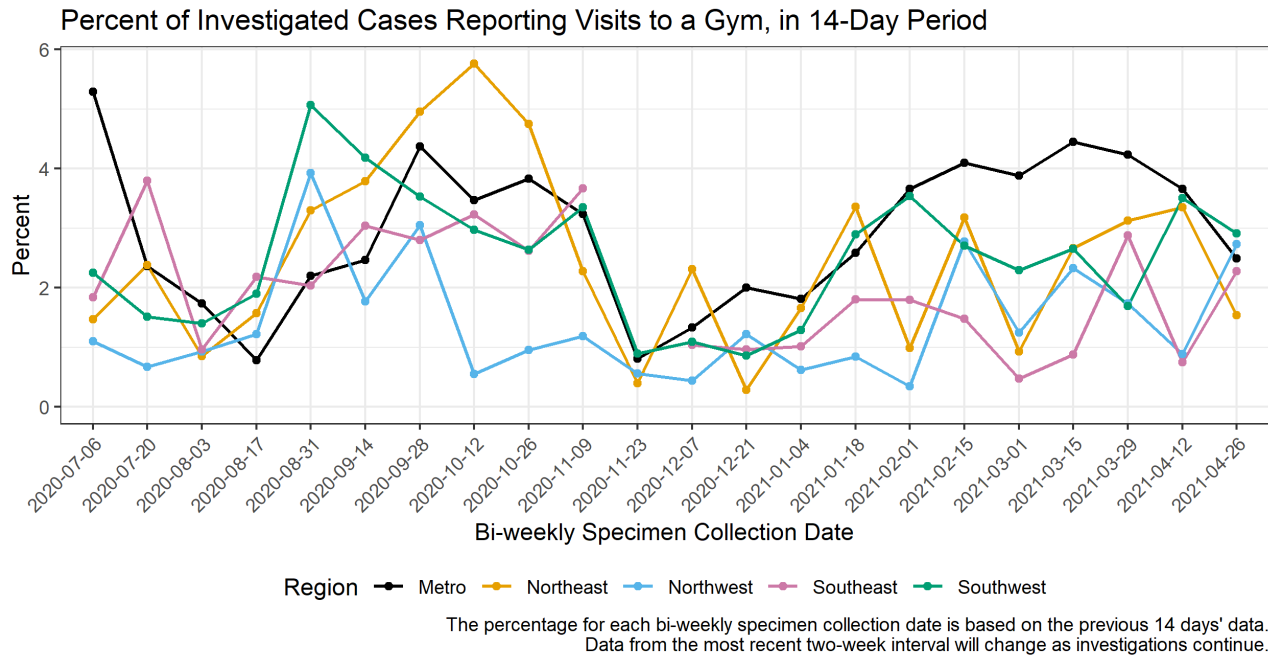
Restaurants or bars



Places of worship

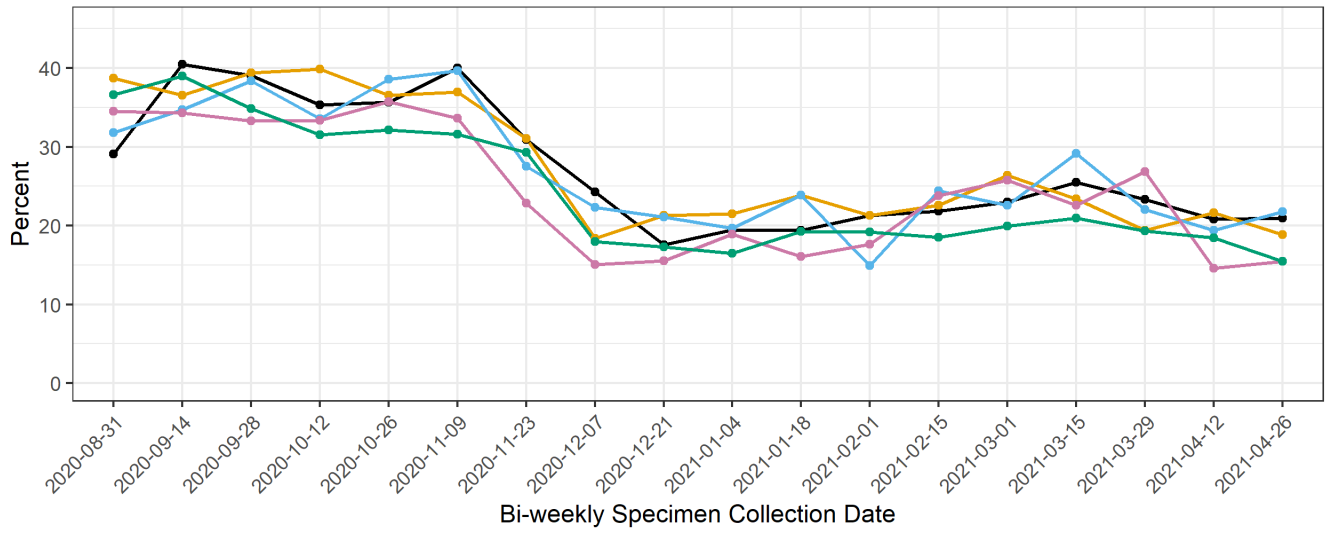


Gym



Shopping

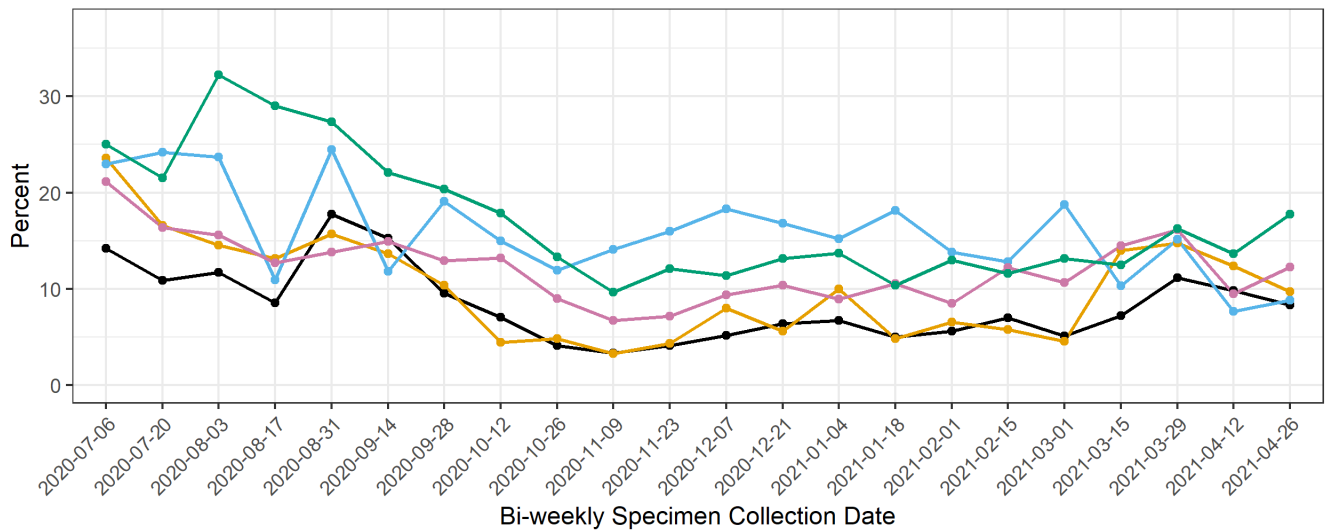
Percent of Investigated Cases Reporting Shopping Trips, in 14-Day Period



The percentage for each bi-weekly specimen collection date is based on the previous 14 days' data. Data from the most recent two-week interval will change as investigations continue.

Out-of-state travel

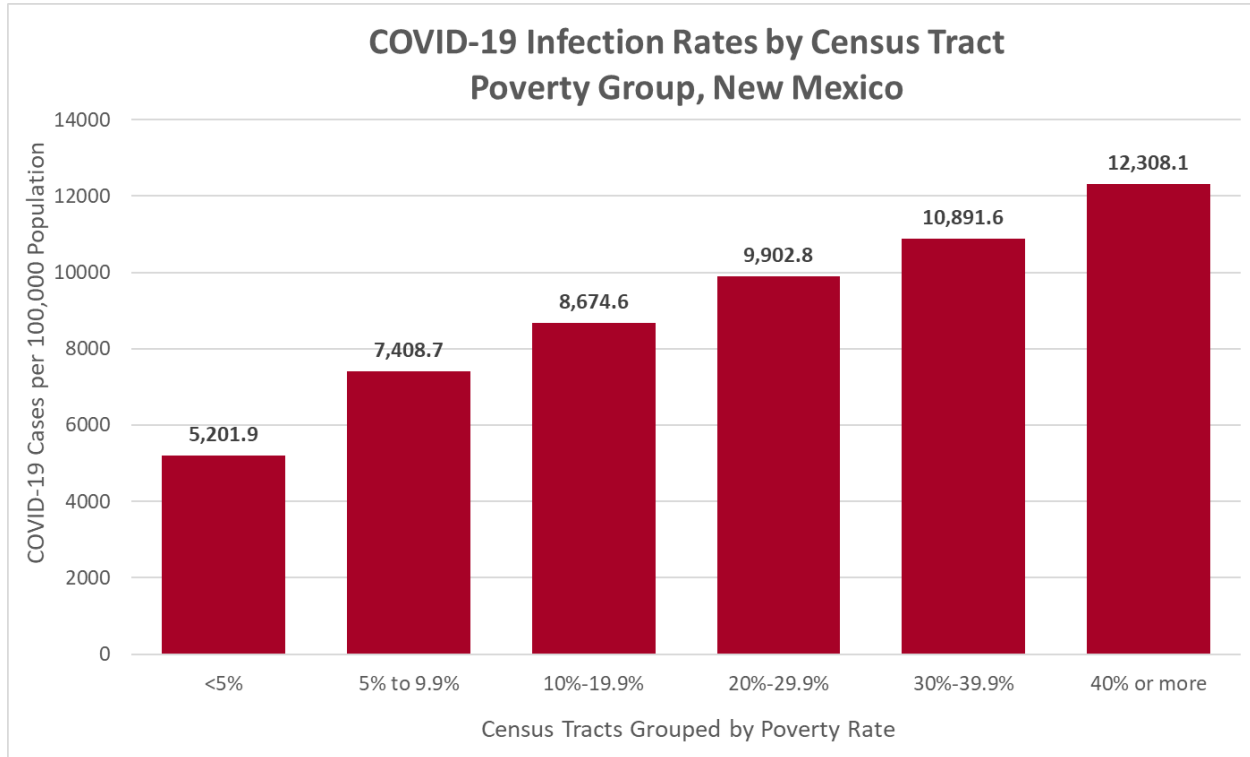
Percent of Investigated Cases Reporting Out of State Travel, in 14-Day Period



The percentage for each bi-weekly specimen collection date is based on the previous 14 days' data. Data from the most recent two-week interval will change as investigations continue.

SECTION 3: SOCIOECONOMIC STATUS

Case rate per 100,000 population by census tract below poverty level



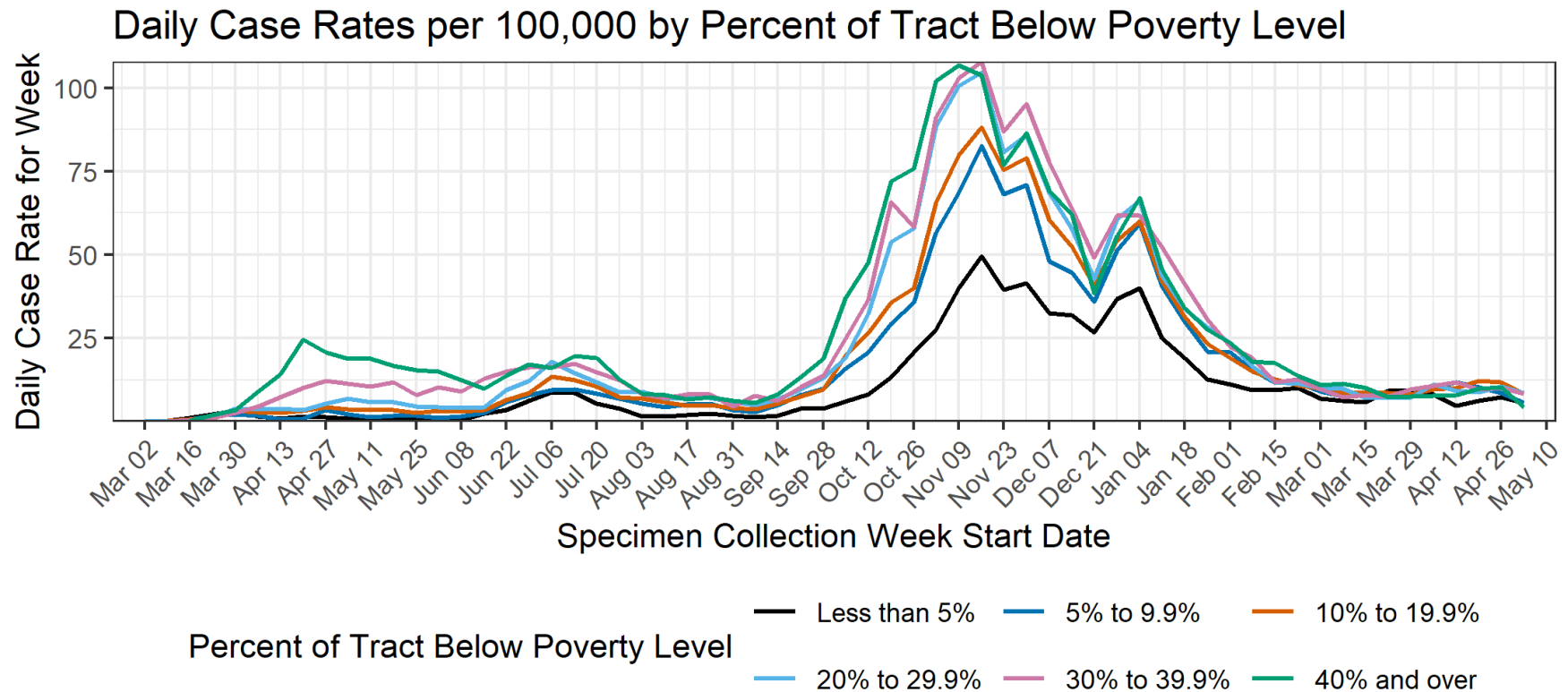
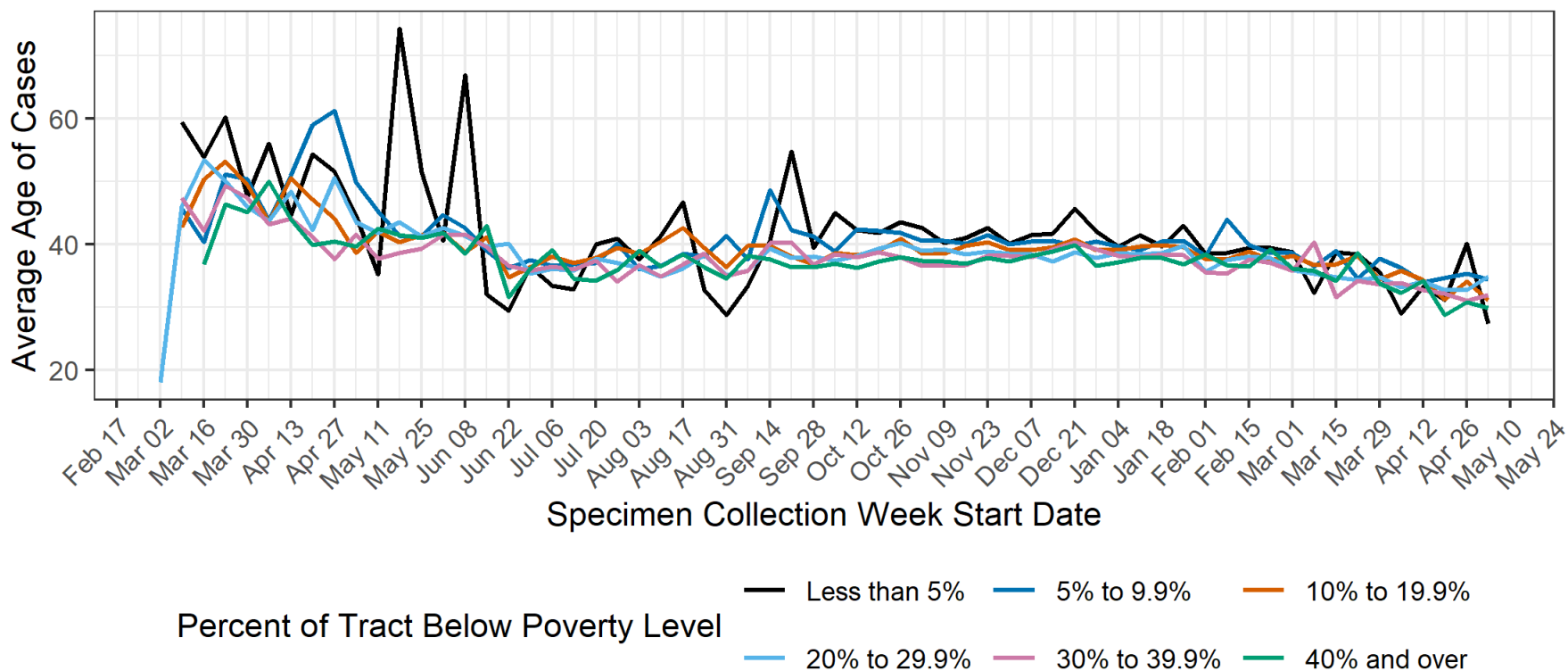


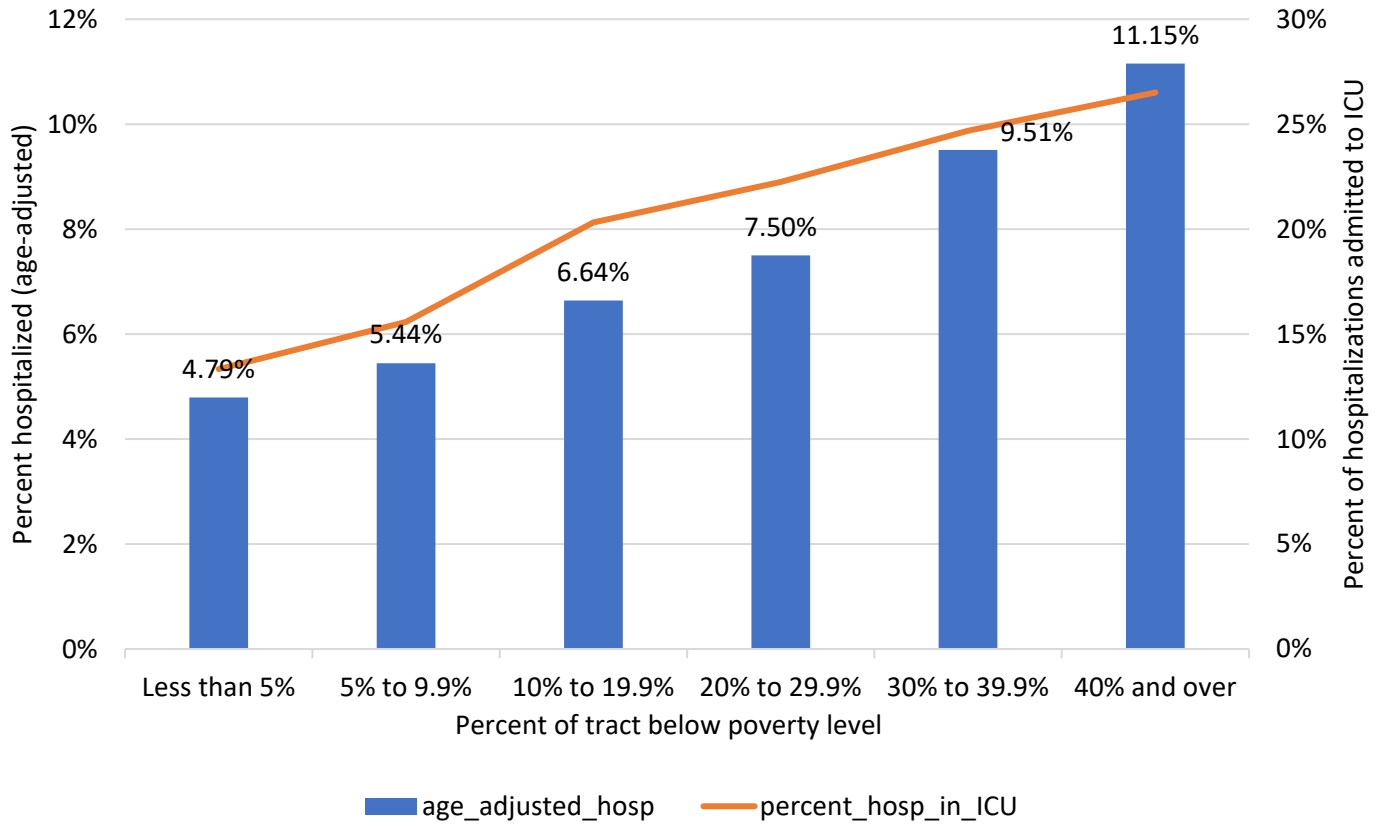
Figure excludes 7968 individuals with addresses that have not been geocoded, individuals who are detained in state or federal correctional facilities, and individuals in ICE custody. Due to delays in reporting of positive lab results to NMDOH, data for the week of May 3 to May 9, 2021 are incomplete and subject to change.

Average Age of Cases by Percent of Tract Below Poverty Level

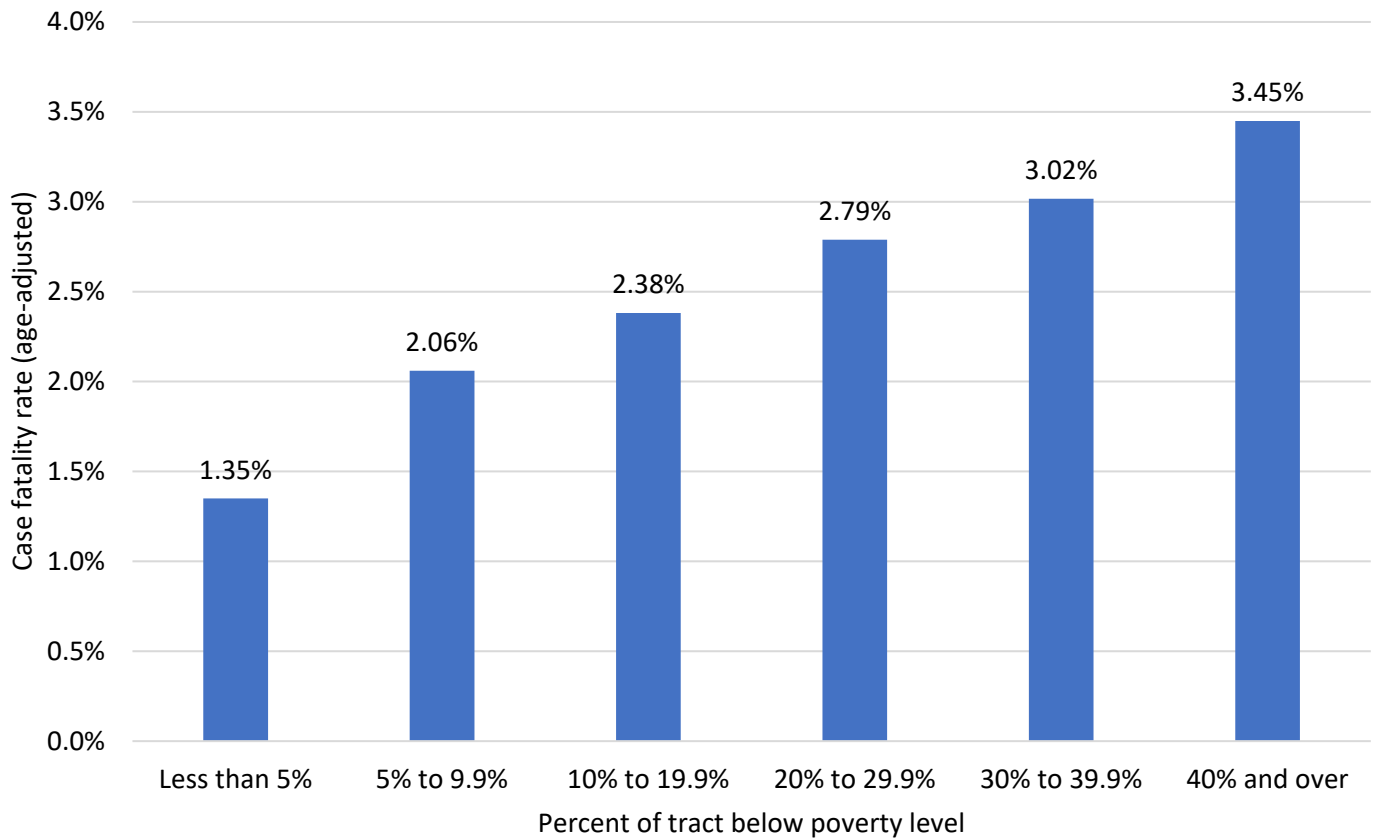


Due to delays in reporting of positive lab results to NMDOH, data for the week of May 3 to May 9, 2021 are incomplete and subject to change.

Hospitalizations and ICU stay by poverty level



Case fatality rate by poverty level



Data Sources

- **COVID-19 data**
 - **New Mexico Electronic Disease Surveillance System (NM-EDSS)**, Infectious Disease Epidemiology Bureau, Epidemiology and Response Division, New Mexico Department of Health.
 - **Salesforce/MTX COVID-19 Case Investigation Platform.**
- **Population Estimates:** University of New Mexico, Geospatial and Population Studies (GPS) Program.
- **Age-adjustment:** US 2000 Standard Population Weights
- **Poverty Rates, U.S. Census Bureau, American Community Survey (ACS)**, 2018 5-year estimates. Data from the 2017 5-year estimates were used in this analysis as proxy poverty data for those census tracts.
- **Case fatality rates.** Age-adjusted to the current distribution of U.S. COVID-19 cases: [CDC COVID Data Tracker](#)

Data Notes

- **The data reported in this weekly update may not match the daily numbers that are reported in the New Mexico Department of Health (NMDOH) press releases and/or the NMDOH COVID-19 data dashboard. This may be due to variation in the date and time of data extraction from NM-EDSS, corrections after quality assurance review, and differences in the exclusion criteria.**
- **New Mexico Electronic Disease Surveillance System (NM-EDSS).** Disease incidence data are derived from reports of notifiable infectious diseases. NMDOH relies on health care providers, laboratories, hospitals, clinics, institutions and individuals to report suspected and confirmed notifiable infectious diseases in accordance with New Mexico Administrative Code 7.4.3.13. Under-reporting can occur due to of lack of awareness about reporting requirements or lack of compliance with those requirements. Not all cases of infectious diseases can be detected for various reasons including lack of access to health care services, lack of laboratory testing or concerns about confidentiality. Specific and standardized national case definitions are used to classify disease reports by case status.
- **New Mexico Population Estimates.** All population estimates apply to July 1 of 2018. Estimates include decimal fractions. The sum of population subgroup estimates may not exactly equal the overall state population estimate due to rounding error. Population estimates for previous years are occasionally revised as new information becomes available. When publishing trend data, always be sure that your rates for earlier years match current rates on NM-IBIS that have been calculated with the most up-to-date population estimates.
- **Case rate per 100,000 population.** A basic measure of disease-specific case frequency is a rate, which takes into account the number of cases and the population size. It is helpful in making public health decisions for a given population, relative to another population regardless of size.

Appendix A

Percentage of Cases by Reported Activities and POV Group

*POV Group = Percent of track below poverty level

POV Group	Percent Gathering	Percent Shopping	Percent Gym	Percent Worship	Percent Restaurants	Percent Travel
Less than 5%	7.54%	24.93%	4.99%	4.45%	10.83%	14.81%
5% to 9.9%	6.71%	26.46%	3.81%	5.24%	9.36%	11.46%
10% to 19.9%	6.82%	26.70%	2.71%	4.60%	8.14%	9.36%
20% to 29.9%	6.62%	26.64%	2.37%	4.61%	7.07%	9.87%
30% to 39.9%	6.99%	27.02%	1.90%	3.74%	7.06%	10.72%
40% and over	6.35%	25.72%	1.89%	4.38%	7.02%	16.79%
NA	5.61%	24.50%	1.70%	3.07%	7.22%	9.40%

Weekly Reported Activity Data Prior to Illness

Collection Week	No	Unknown	Yes	Percent Yes	Activity
4/26/2021	1148	90	49	4.093567251	Attending Other Gatherings
4/26/2021	941	143	203	17.74475524	Shopping
4/26/2021	1075	75	137	11.30363036	Travel Outside NM
4/26/2021	1164	94	29	2.430846605	Visits to Gyms
4/26/2021	1116	106	65	5.50381033	Visits to Places of Worship
4/26/2021	1085	104	98	8.284023669	Visits to Restaurants and Breweries
4/19/2021	1159	78	48	3.976801988	Attending Other Gatherings
4/19/2021	931	131	223	19.32409012	Shopping
4/19/2021	1115	65	105	8.606557377	Travel Outside NM
4/19/2021	1167	81	37	3.073089701	Visits to Gyms
4/19/2021	1146	81	58	4.817275748	Visits to Places of Worship
4/19/2021	1107	89	89	7.441471572	Visits to Restaurants and Breweries
4/12/2021	1139	60	55	4.606365159	Attending Other Gatherings
4/12/2021	913	107	234	20.40104621	Shopping
4/12/2021	1052	53	149	12.40632806	Travel Outside NM
4/12/2021	1160	59	35	2.928870293	Visits to Gyms
4/12/2021	1107	73	74	6.265876376	Visits to Places of Worship
4/12/2021	1069	71	114	9.636517329	Visits to Restaurants and Breweries
4/5/2021	1127	63	85	7.01320132	Attending Other Gatherings
4/5/2021	862	166	247	22.2723174	Shopping
4/5/2021	1069	58	148	12.16105177	Travel Outside NM
4/5/2021	1176	66	33	2.729528536	Visits to Gyms
4/5/2021	1096	97	82	6.960950764	Visits to Places of Worship
4/5/2021	1092	73	110	9.151414309	Visits to Restaurants and Breweries
3/29/2021	866	57	52	5.664488017	Attending Other Gatherings
3/29/2021	661	122	192	22.5087925	Shopping
3/29/2021	774	63	138	15.13157895	Travel Outside NM
3/29/2021	730	212	33	4.325032765	Visits to Gyms

3/29/2021	701	225	49	6.533333333	Visits to Places of Worship
3/29/2021	809	69	97	10.70640177	Visits to Restaurants and Breweries
3/22/2021	888	60	47	5.026737968	Attending Other Gatherings
3/22/2021	644	113	238	26.98412698	Shopping
3/22/2021	839	49	107	11.31078224	Travel Outside NM
3/22/2021	815	153	27	3.206650831	Visits to Gyms
3/22/2021	822	150	23	2.721893491	Visits to Places of Worship
3/22/2021	835	64	96	10.31149302	Visits to Restaurants and Breweries
3/15/2021	918	43	33	3.470031546	Attending Other Gatherings
3/15/2021	690	118	186	21.23287671	Shopping
3/15/2021	861	52	81	8.598726115	Travel Outside NM
3/15/2021	808	154	32	3.80952381	Visits to Gyms
3/15/2021	818	153	23	2.734839477	Visits to Places of Worship
3/15/2021	847	55	92	9.797657082	Visits to Restaurants and Breweries
3/8/2021	1023	54	31	2.941176471	Attending Other Gatherings
3/8/2021	766	114	228	22.93762575	Shopping
3/8/2021	963	58	87	8.285714286	Travel Outside NM
3/8/2021	990	94	24	2.366863905	Visits to Gyms
3/8/2021	975	94	39	3.846153846	Visits to Places of Worship
3/8/2021	951	77	80	7.759456838	Visits to Restaurants and Breweries
3/1/2021	1133	72	52	4.388185654	Attending Other Gatherings
3/1/2021	840	171	246	22.6519337	Shopping
3/1/2021	1089	72	96	8.101265823	Travel Outside NM
3/1/2021	1126	95	36	3.098106713	Visits to Gyms
3/1/2021	1116	101	40	3.460207612	Visits to Places of Worship
3/1/2021	1073	99	85	7.340241796	Visits to Restaurants and Breweries
2/22/2021	1335	110	50	3.610108303	Attending Other Gatherings
2/22/2021	1038	188	269	20.58148432	Shopping
2/22/2021	1257	111	127	9.176300578	Travel Outside NM
2/22/2021	1291	154	50	3.728560776	Visits to Gyms
2/22/2021	1280	160	55	4.119850187	Visits to Places of Worship
2/22/2021	1239	156	100	7.468259895	Visits to Restaurants and Breweries
2/15/2021	1407	120	39	2.697095436	Attending Other Gatherings
2/15/2021	1056	209	301	22.18128224	Shopping
2/15/2021	1314	130	122	8.495821727	Travel Outside NM
2/15/2021	1353	174	39	2.801724138	Visits to Gyms
2/15/2021	1329	180	57	4.112554113	Visits to Places of Worship
2/15/2021	1303	178	85	6.123919308	Visits to Restaurants and Breweries
2/8/2021	1693	149	51	2.924311927	Attending Other Gatherings
2/8/2021	1242	316	335	21.2428662	Shopping
2/8/2021	1589	148	156	8.93982808	Travel Outside NM
2/8/2021	1638	205	50	2.962085308	Visits to Gyms
2/8/2021	1611	221	61	3.648325359	Visits to Places of Worship
2/8/2021	1639	206	48	2.845287493	Visits to Restaurants and Breweries
2/1/2021	2332	184	57	2.385935538	Attending Other Gatherings
2/1/2021	1763	395	415	19.05417815	Shopping

2/1/2021	2207	178	188	7.849686848	Travel Outside NM
2/1/2021	2241	266	66	2.860858257	Visits to Gyms
2/1/2021	2200	290	83	3.635567236	Visits to Places of Worship
2/1/2021	2241	268	64	2.776572668	Visits to Restaurants and Breweries
1/25/2021	2657	250	53	1.955719557	Attending Other Gatherings
1/25/2021	2013	494	453	18.36982968	Shopping
1/25/2021	2520	238	202	7.42101396	Travel Outside NM
1/25/2021	2553	336	71	2.705792683	Visits to Gyms
1/25/2021	2509	371	80	3.089996138	Visits to Places of Worship
1/25/2021	2563	341	56	2.138220695	Visits to Restaurants and Breweries
1/18/2021	2024	284	53	2.551757342	Attending Other Gatherings
1/18/2021	1436	536	389	21.31506849	Shopping
1/18/2021	1911	276	174	8.345323741	Travel Outside NM
1/18/2021	1967	349	45	2.236580517	Visits to Gyms
1/18/2021	1921	394	46	2.33858668	Visits to Places of Worship
1/18/2021	1970	346	45	2.23325062	Visits to Restaurants and Breweries
1/11/2021	1664	293	37	2.175191064	Attending Other Gatherings
1/11/2021	1213	515	266	17.98512508	Shopping
1/11/2021	1549	290	155	9.096244131	Travel Outside NM
1/11/2021	1612	352	30	1.827040195	Visits to Gyms
1/11/2021	1553	407	34	2.142407057	Visits to Places of Worship
1/11/2021	1602	359	33	2.018348624	Visits to Restaurants and Breweries
1/4/2021	2139	343	88	3.951504266	Attending Other Gatherings
1/4/2021	1545	641	384	19.9066874	Shopping
1/4/2021	2012	346	212	9.532374101	Travel Outside NM
1/4/2021	2124	421	25	1.163331782	Visits to Gyms
1/4/2021	2043	473	54	2.575107296	Visits to Places of Worship
1/4/2021	2105	422	43	2.001862197	Visits to Restaurants and Breweries
12/28/2020	1719	300	79	4.393770857	Attending Other Gatherings
12/28/2020	1294	563	241	15.70032573	Shopping
12/28/2020	1615	317	166	9.320606401	Travel Outside NM
12/28/2020	1735	342	21	1.195899772	Visits to Gyms
12/28/2020	1636	417	45	2.676977989	Visits to Places of Worship
12/28/2020	1733	339	26	1.478112564	Visits to Restaurants and Breweries
12/21/2020	1241	222	59	4.538461538	Attending Other Gatherings
12/21/2020	845	451	226	21.10177404	Shopping
12/21/2020	1185	227	110	8.494208494	Travel Outside NM
12/21/2020	1222	275	25	2.004811548	Visits to Gyms
12/21/2020	1168	322	32	2.666666667	Visits to Places of Worship
12/21/2020	1232	269	21	1.675977654	Visits to Restaurants and Breweries
12/14/2020	1514	323	41	2.636655949	Attending Other Gatherings
12/14/2020	994	639	245	19.7740113	Shopping
12/14/2020	1417	340	121	7.867360208	Travel Outside NM
12/14/2020	1484	367	27	1.786896095	Visits to Gyms
12/14/2020	1367	460	51	3.596614951	Visits to Places of Worship
12/14/2020	1476	375	27	1.796407186	Visits to Restaurants and Breweries

12/7/2020	887	323	74	7.700312175	Attending Other Gatherings
12/7/2020	448	702	134	23.02405498	Shopping
12/7/2020	856	342	86	9.129511677	Travel Outside NM
12/7/2020	927	351	6	0.643086817	Visits to Gyms
12/7/2020	828	446	10	1.193317422	Visits to Places of Worship
12/7/2020	918	350	16	1.713062099	Visits to Restaurants and Breweries
11/30/2020	1046	501	71	6.356311549	Attending Other Gatherings
11/30/2020	522	926	170	24.56647399	Shopping
11/30/2020	1004	532	82	7.550644567	Travel Outside NM
11/30/2020	1086	529	3	0.275482094	Visits to Gyms
11/30/2020	981	616	21	2.095808383	Visits to Places of Worship
11/30/2020	1076	527	15	1.374885426	Visits to Restaurants and Breweries
11/23/2020	954	478	26	2.653061224	Attending Other Gatherings
11/23/2020	465	760	233	33.38108883	Shopping
11/23/2020	892	495	71	7.372793354	Travel Outside NM
11/23/2020	944	502	12	1.255230126	Visits to Gyms
11/23/2020	843	592	23	2.655889145	Visits to Places of Worship
11/23/2020	906	504	48	5.031446541	Visits to Restaurants and Breweries
11/16/2020	1546	590	73	4.508956146	Attending Other Gatherings
11/16/2020	874	844	491	35.97069597	Shopping
11/16/2020	1488	613	108	6.766917293	Travel Outside NM
11/16/2020	1515	649	45	2.884615385	Visits to Gyms
11/16/2020	1376	757	76	5.23415978	Visits to Places of Worship
11/16/2020	1418	644	147	9.392971246	Visits to Restaurants and Breweries
11/9/2020	2837	578	215	7.044560944	Attending Other Gatherings
11/9/2020	1546	1156	928	37.51010509	Shopping
11/9/2020	2847	616	167	5.540809555	Travel Outside NM
11/9/2020	2866	659	105	3.534163581	Visits to Gyms
11/9/2020	2710	774	146	5.112044818	Visits to Places of Worship
11/9/2020	2665	651	314	10.54044982	Visits to Restaurants and Breweries
11/2/2020	4429	554	450	9.223201476	Attending Other Gatherings
11/2/2020	2735	1159	1539	36.00842302	Shopping
11/2/2020	4470	622	341	7.087923509	Travel Outside NM
11/2/2020	4629	642	162	3.381340013	Visits to Gyms
11/2/2020	4438	707	288	6.093948371	Visits to Places of Worship
11/2/2020	4242	646	545	11.38500104	Visits to Restaurants and Breweries
10/26/2020	3144	456	204	6.093189964	Attending Other Gatherings
10/26/2020	1960	862	982	33.37865398	Shopping
10/26/2020	3038	469	297	8.905547226	Travel Outside NM
10/26/2020	3181	513	110	3.342449104	Visits to Gyms
10/26/2020	3040	555	209	6.432748538	Visits to Places of Worship
10/26/2020	2920	519	365	11.11111111	Visits to Restaurants and Breweries
10/19/2020	3709	454	285	7.135703555	Attending Other Gatherings
10/19/2020	2329	997	1122	32.51231527	Shopping
10/19/2020	3506	514	428	10.87951195	Travel Outside NM
10/19/2020	3832	492	124	3.134479272	Visits to Gyms

10/19/2020	3628	574	246	6.350025813	Visits to Places of Worship
10/19/2020	3478	513	457	11.613723	Visits to Restaurants and Breweries
10/12/2020	2569	303	238	8.478802993	Attending Other Gatherings
10/12/2020	1609	593	908	36.07469209	Shopping
10/12/2020	2404	339	367	13.24431613	Travel Outside NM
10/12/2020	2702	305	103	3.67201426	Visits to Gyms
10/12/2020	2555	331	224	8.060453401	Visits to Places of Worship
10/12/2020	2367	305	438	15.61497326	Visits to Restaurants and Breweries
10/5/2020	1764	227	211	10.6835443	Attending Other Gatherings
10/5/2020	1144	437	621	35.18413598	Shopping
10/5/2020	1703	228	271	13.72847011	Travel Outside NM
10/5/2020	1910	226	66	3.340080972	Visits to Gyms
10/5/2020	1832	243	127	6.482899438	Visits to Places of Worship
10/5/2020	1661	232	309	15.68527919	Visits to Restaurants and Breweries
9/28/2020	1005	118	257	20.36450079	Attending Other Gatherings
9/28/2020	649	330	401	38.19047619	Shopping
9/28/2020	1084	126	170	13.55661882	Travel Outside NM
9/28/2020	1203	122	55	4.372019078	Visits to Gyms
9/28/2020	1150	136	94	7.556270096	Visits to Places of Worship
9/28/2020	1082	121	177	14.05877681	Visits to Restaurants and Breweries
9/21/2020	723	103	207	22.25806452	Attending Other Gatherings
9/21/2020	458	291	284	38.27493261	Shopping
9/21/2020	764	133	136	15.11111111	Travel Outside NM
9/21/2020	901	104	28	3.013993541	Visits to Gyms
9/21/2020	856	127	50	5.518763797	Visits to Places of Worship
9/21/2020	784	103	146	15.69892473	Visits to Restaurants and Breweries
9/14/2020	487	69	120	19.7693575	Attending Other Gatherings
9/14/2020	330	162	184	35.79766537	Shopping
9/14/2020	492	76	108	18	Travel Outside NM
9/14/2020	588	68	20	3.289473684	Visits to Gyms
9/14/2020	563	73	40	6.633499171	Visits to Places of Worship
9/14/2020	515	70	91	15.01650165	Visits to Restaurants and Breweries
9/7/2020	332	101	93	21.88235294	Attending Other Gatherings
9/7/2020	228	192	106	31.73652695	Shopping
9/7/2020	341	94	91	21.06481481	Travel Outside NM
9/7/2020	407	107	12	2.863961814	Visits to Gyms
9/7/2020	398	101	27	6.352941176	Visits to Places of Worship
9/7/2020	367	101	58	13.64705882	Visits to Restaurants and Breweries
8/31/2020	414	68	75	15.33742331	Attending Other Gatherings
8/31/2020	244	176	137	35.95800525	Shopping
8/31/2020	409	76	72	14.96881497	Travel Outside NM
8/31/2020	474	69	14	2.868852459	Visits to Gyms
8/31/2020	458	72	27	5.567010309	Visits to Places of Worship
8/31/2020	436	72	49	10.10309278	Visits to Restaurants and Breweries
8/24/2020	479	120	104	17.83876501	Attending Other Gatherings
8/24/2020	294	261	148	33.4841629	Shopping

8/24/2020	503	119	81	13.86986301	Travel Outside NM
8/24/2020	567	123	13	2.24137931	Visits to Gyms
8/24/2020	540	125	38	6.574394464	Visits to Places of Worship
8/24/2020	535	122	46	7.917383821	Visits to Restaurants and Breweries
8/17/2020	545	63	58	9.618573798	Attending Other Gatherings
8/17/2020	524	66	76	12.66666667	Travel Outside NM
8/17/2020	594	67	5	0.834724541	Visits to Gyms
8/17/2020	577	69	20	3.350083752	Visits to Places of Worship
8/17/2020	571	66	29	4.833333333	Visits to Restaurants and Breweries
8/10/2020	536	89	77	12.56117455	Attending Other Gatherings
8/10/2020	502	96	104	17.16171617	Travel Outside NM
8/10/2020	604	89	9	1.468189233	Visits to Gyms
8/10/2020	588	93	21	3.448275862	Visits to Places of Worship
8/10/2020	587	91	24	3.927986907	Visits to Restaurants and Breweries
8/3/2020	615	157	84	12.01716738	Attending Other Gatherings
8/3/2020	572	161	123	17.69784173	Travel Outside NM
8/3/2020	692	156	8	1.142857143	Visits to Gyms
8/3/2020	653	166	37	5.362318841	Visits to Places of Worship
8/3/2020	654	156	46	6.571428571	Visits to Restaurants and Breweries
7/27/2020	795	185	60	7.01754386	Attending Other Gatherings
7/27/2020	723	187	130	15.24032825	Travel Outside NM
7/27/2020	838	179	23	2.671312427	Visits to Gyms
7/27/2020	811	194	35	4.137115839	Visits to Places of Worship
7/27/2020	807	178	55	6.380510441	Visits to Restaurants and Breweries
7/20/2020	899	284	144	13.8063279	Attending Other Gatherings
7/20/2020	875	285	167	16.0268714	Travel Outside NM
7/20/2020	1015	288	24	2.309913378	Visits to Gyms
7/20/2020	978	306	43	4.211557297	Visits to Places of Worship
7/20/2020	955	292	80	7.729468599	Visits to Restaurants and Breweries
7/13/2020	984	262	156	13.68421053	Attending Other Gatherings
7/13/2020	970	249	183	15.8716392	Travel Outside NM
7/13/2020	1115	259	28	2.449693788	Visits to Gyms
7/13/2020	1061	278	63	5.604982206	Visits to Places of Worship
7/13/2020	998	257	147	12.83842795	Visits to Restaurants and Breweries
7/6/2020	996	304	143	12.5548727	Attending Other Gatherings
7/6/2020	908	279	256	21.99312715	Travel Outside NM
7/6/2020	1095	297	51	4.45026178	Visits to Gyms
7/6/2020	1073	335	35	3.158844765	Visits to Places of Worship
7/6/2020	959	302	182	15.95092025	Visits to Restaurants and Breweries