

New Mexico COVID-19 Cases Update

HEALTH AND SOCIAL CHARACTERISTICS

August 16th, 2021

Unless stated otherwise, all data reported here exclude cases who are from out-of-state and cases who are detainees in Federal Immigration and Customs Enforcement (ICE) facilities.

Total Cases	Cases in the Last 7 Days
220,340 ¹	4,915

SECTION 1: Vaccination Status

Rates per 100,000 population of cases, hospitalizations, and deaths among vaccinated and unvaccinated individuals

Table 1. Total number of cases, hospitalizations and deaths among vaccinated and not fully vaccinated individuals, and the rate of cases, hospitalizations, and deaths per 100,000, by vaccination status. Data includes cases, hospitalization and deaths that occurred between February 1st, 2021 and the current week.

	Vaccinated Totals	Not Fully Vaccinated Totals	Vaccinated Rates*	Not Fully Vaccinated Rates**	Rate Ratios***	Percent (%) Vaccinated	Percent (%) Not Fully Vaccinated
Cases	3845	40178	493.9	2934.7	5.9	8.7	91.3
Hospitalizations²	232	2824	31.4	204.5	6.5	7.6	92.4
Deaths³	14	557	2.3	34.9	15.2	2.5	97.5

* $\text{sum} \left(\frac{\text{Number with COVID – 19 among those fully vaccinated each day}}{\text{Number of NM residents fully vaccinated each day}} \times 100,000 \right)$

** $\text{sum} \left(\frac{\text{Number with COVID – 19 among those not fully vaccinated each day}}{\text{Number of NM residents not fully vaccinated each day}} \times 100,000 \right)$

*** Comparison of the rate among not fully vaccinated to the rate among those fully vaccinated. For example, if the rate among persons not fully vaccinated is 10 and the rate among fully vaccinated is 1, then the rate ratio would be 10:1 or 10.

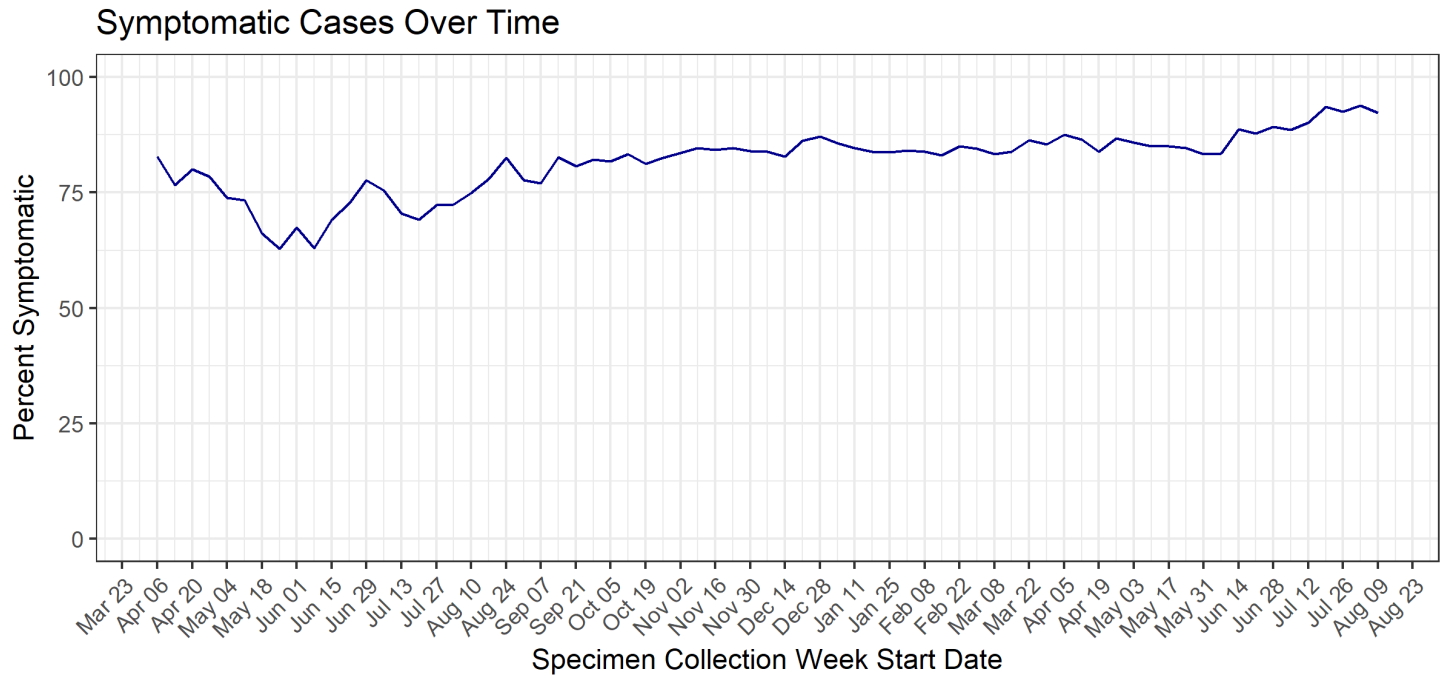
¹ Total cases, as reported on cv.nmhealth.org, include ICE detainees.

² Hospitalizations include all inpatient admissions of a New Mexico resident to an acute care hospital for >24 hours, with a positive laboratory test for SARS-CoV-2 within 14 days of admission or during admission.

³ Deaths certified to have COVID-19 disease or SARS-CoV-2 as a cause of death or a significant condition contributing to death. Intentional and unintentional injuries are excluded.

SECTION 2: SYMPTOMS

Percentage of cases reporting symptoms each week



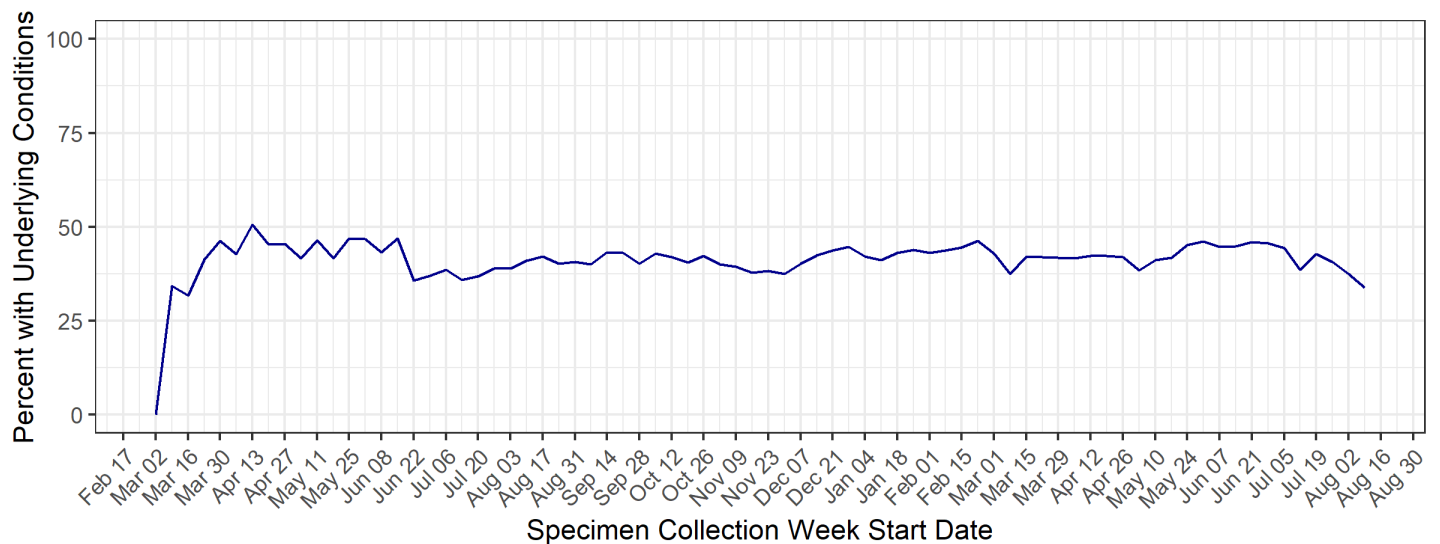
Data for the week of August 9 to August 15, 2021 are incomplete and subject to change.

Percentage of specific symptoms reported by cases

Symptom	Percent of Symptomatic Respondents
Fever (Measured or Subjective)	44%
Chills	43%
Muscle Aches	55%
Runny Nose	49%
Sore Throat	41%
Cough	64%
Shortness of Breath	28%
Nausea or Vomiting	26%
Headache	65%
Abdominal Pain	15%
Diarrhea	29%
Fatigue	66%
Loss of Appetite	38%
Loss of Taste or Smell	50%

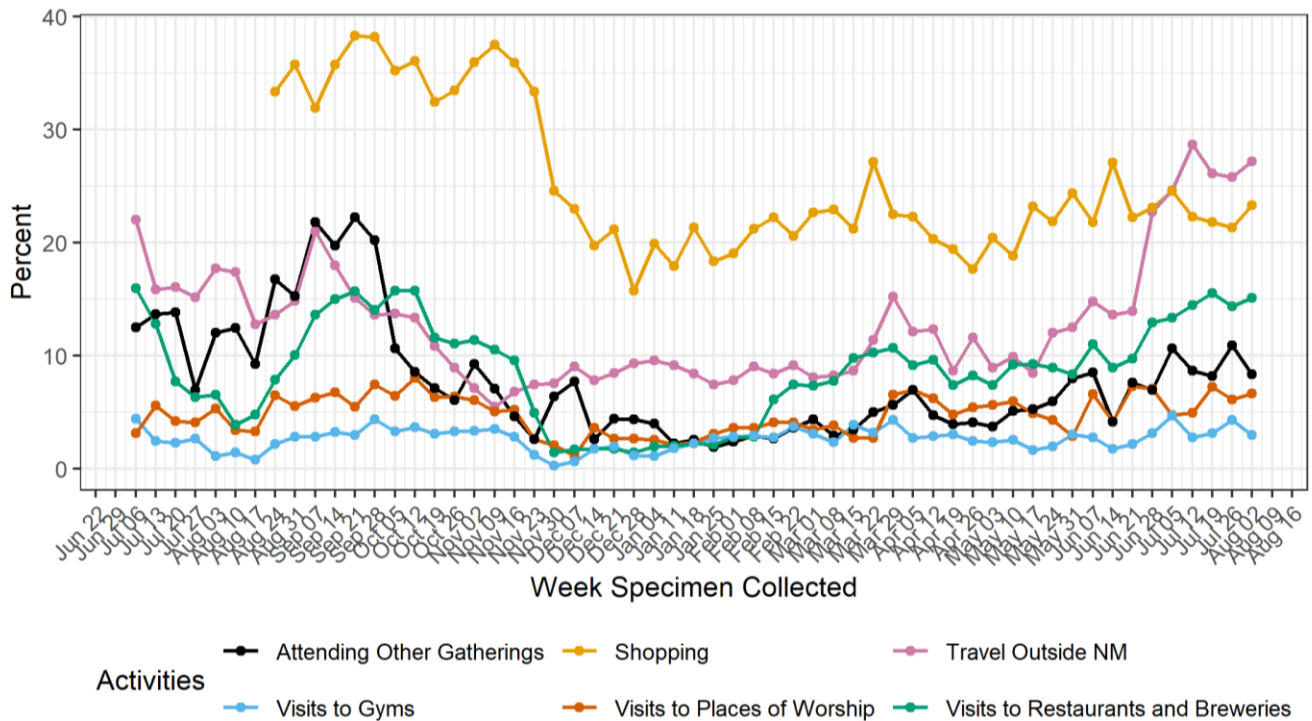
Data on “Loss of Taste or Smell” are from cases with positive tests on or after 8/3/2020, as this question was not asked consistently until August. Previously, measured fever (100.5 degrees Fahrenheit or higher) and subjective fever were reported as separate symptoms. From this week forward, cases reporting either of these symptoms will be recorded as experiencing “Fever (Measured or Subjective).”

Percentage of cases with underlying conditions each week



SECTION 3: POSSIBLE EXPOSURES AND ACTIVITIES

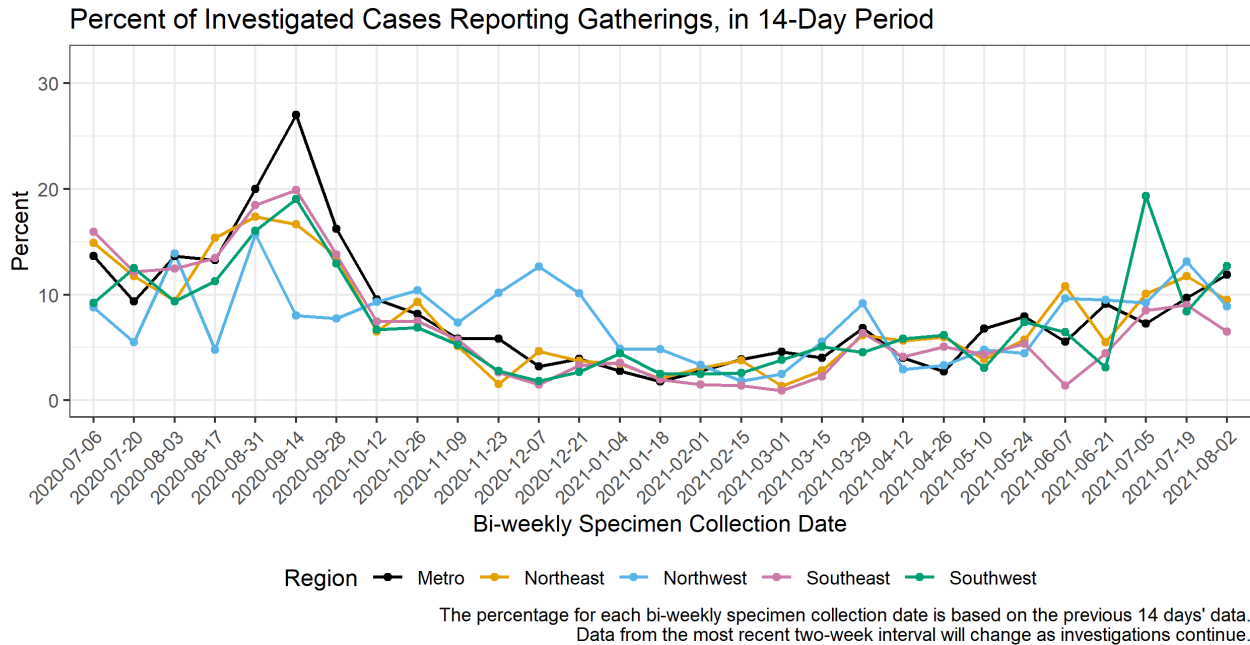
Percentage of cases reporting activities prior to illness each week



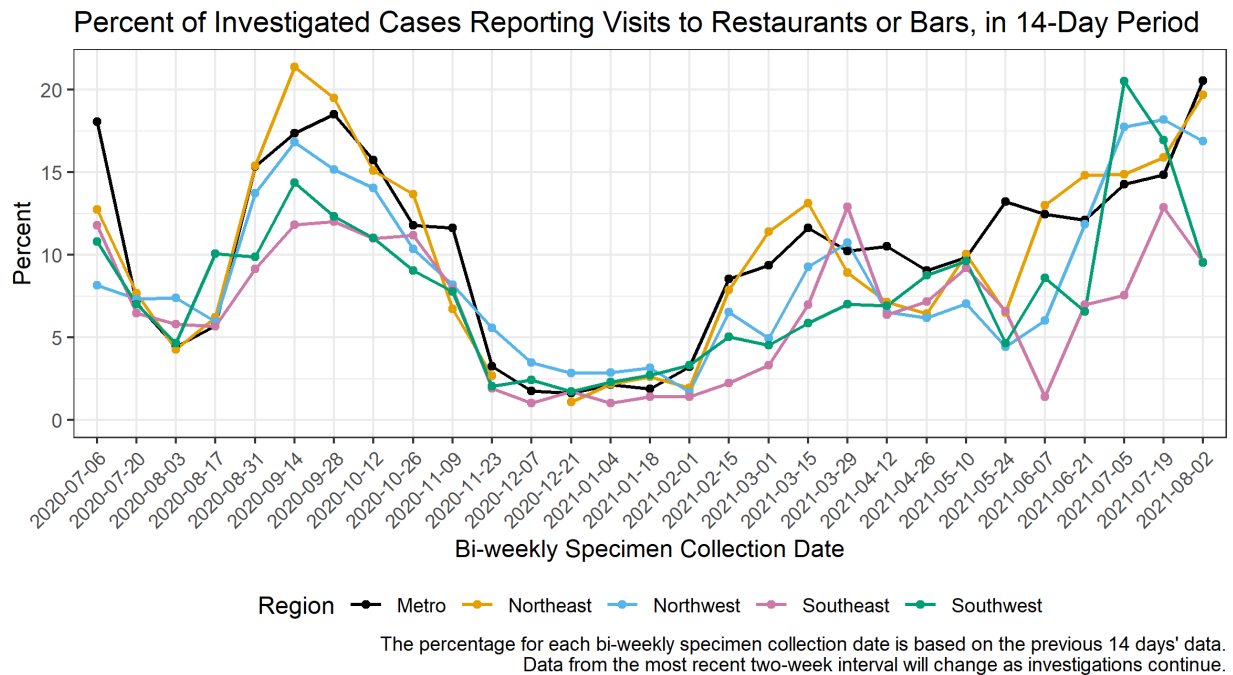
Percentage of cases reporting activities prior to illness by region bi-weekly

For specific activities reported by cases in each region, cases in correctional facilities and residents of long-term care facilities were excluded. Percentages are out of cases who were contacted and asked about their exposures 14 days prior to illness onset. Previous published reports did not always include 14 days prior to illness onset.

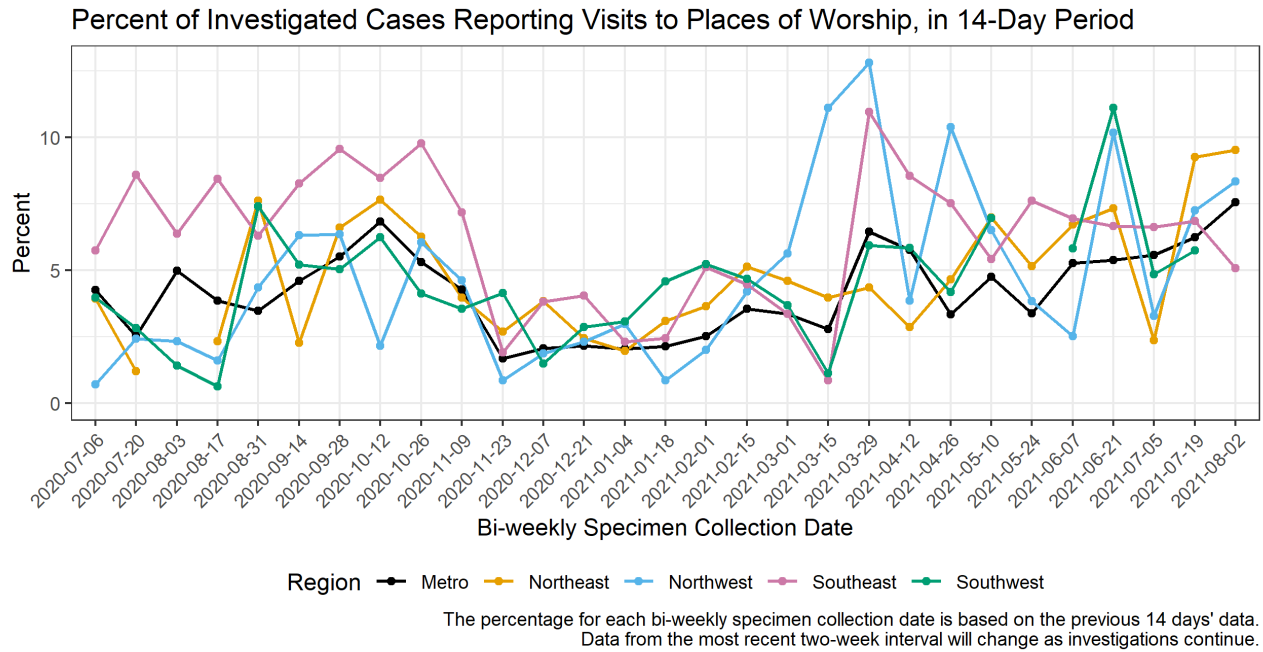
Gatherings



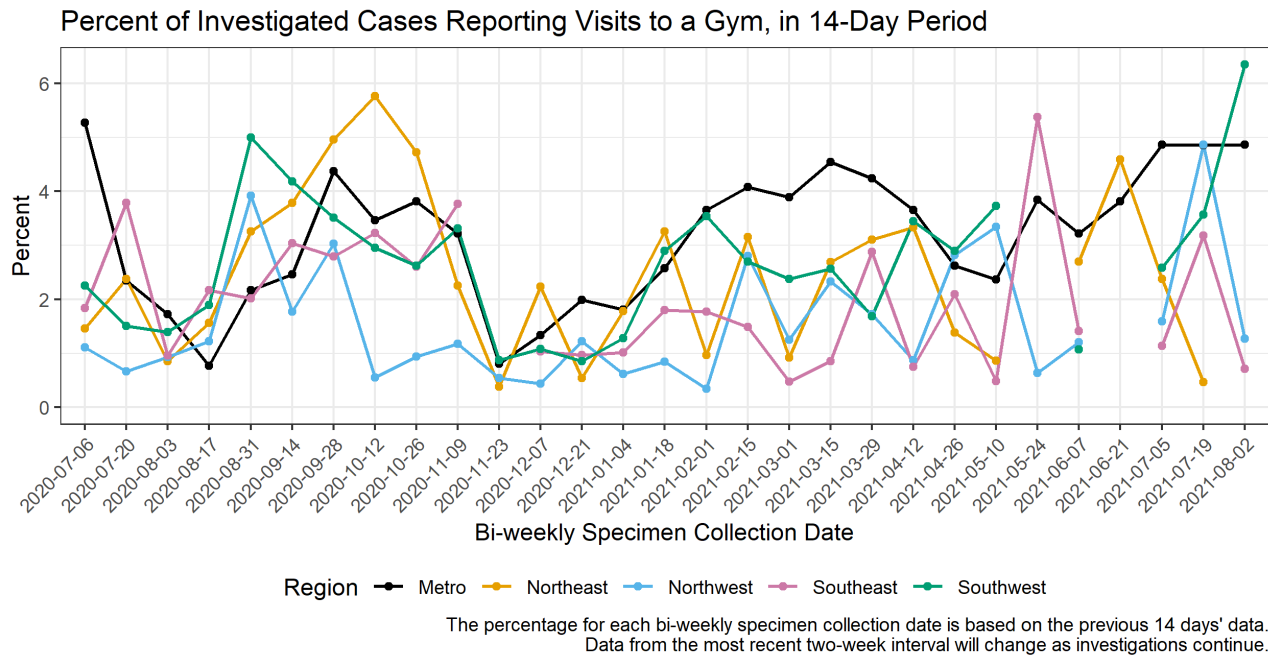
Restaurants or bars



Places of worship

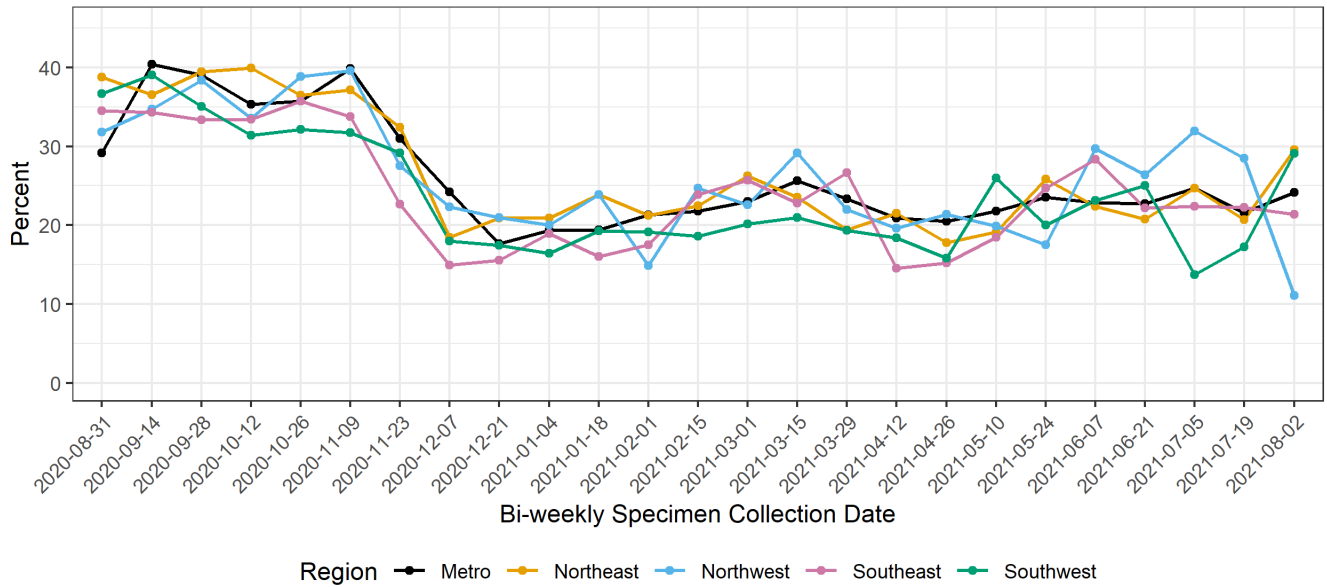


Gym



Shopping

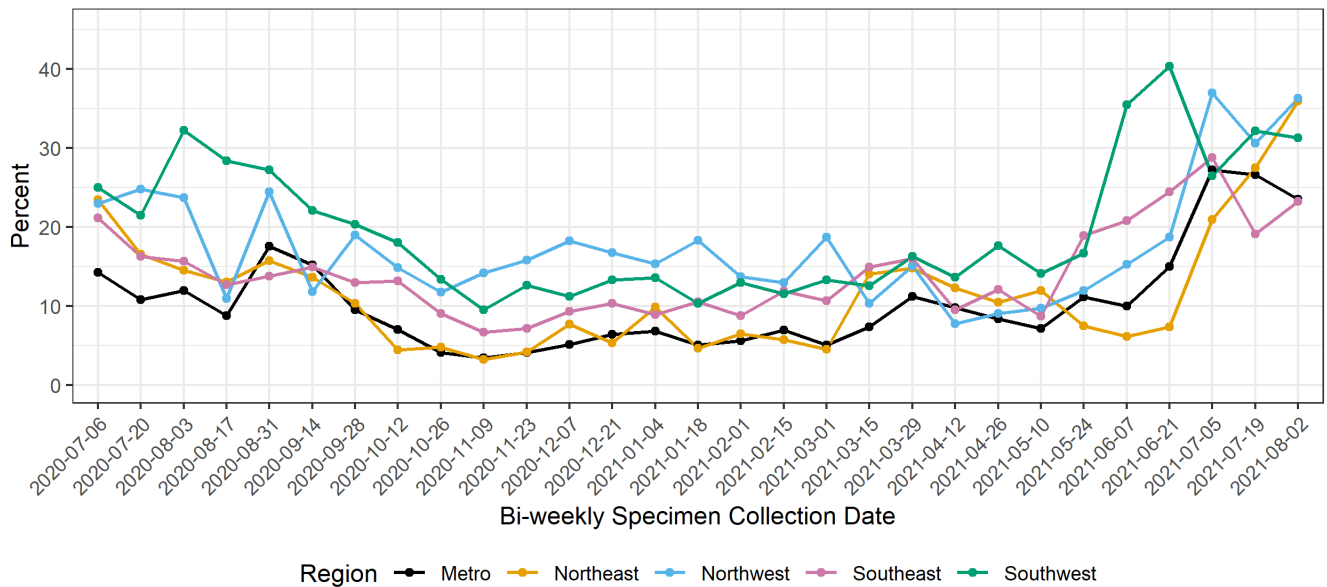
Percent of Investigated Cases Reporting Shopping Trips, in 14-Day Period



The percentage for each bi-weekly specimen collection date is based on the previous 14 days' data. Data from the most recent two-week interval will change as investigations continue.

Out-of-state travel

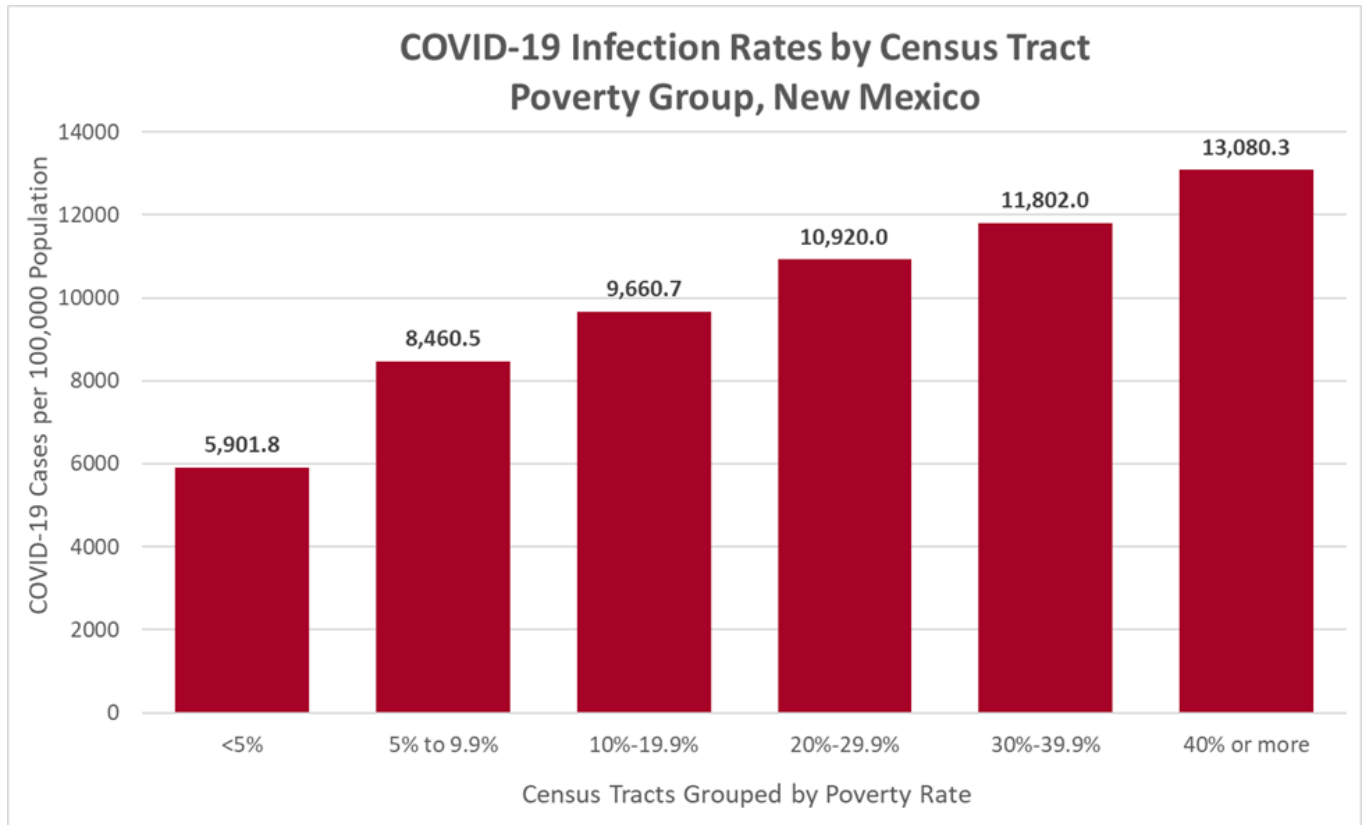
Percent of Investigated Cases Reporting Out of State Travel, in 14-Day Period



The percentage for each bi-weekly specimen collection date is based on the previous 14 days' data. Data from the most recent two-week interval will change as investigations continue.

SECTION 4: SOCIOECONOMIC STATUS

Case rate per 100,000 population by census tract below poverty level



Case rate per 100,000 population by poverty level each week

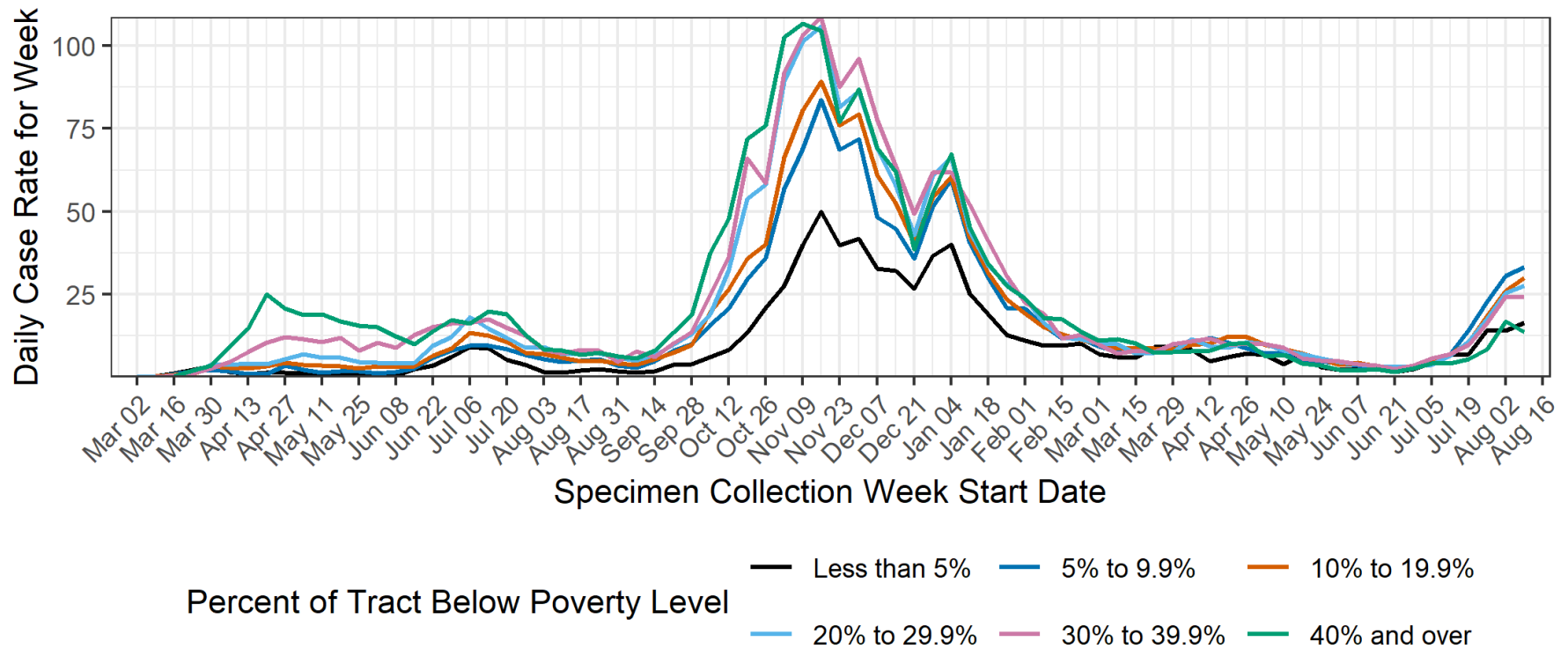
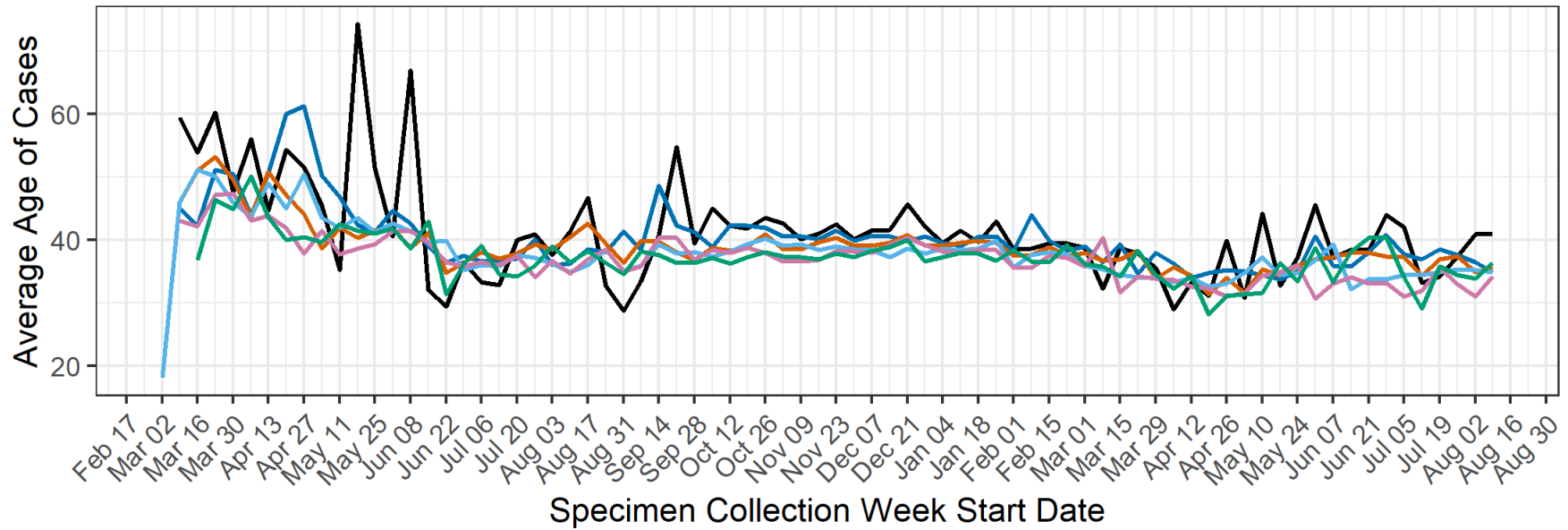


Figure excludes 8758 individuals with addresses that have not been geocoded, individuals who are detained in state or federal correctional facilities, and individuals in ICE custody. Due to delays in reporting of positive lab results to NMDOH, data for the week of August 9 to August 15, 2021 are incomplete and subject to change.

Average age of cases by poverty level each week

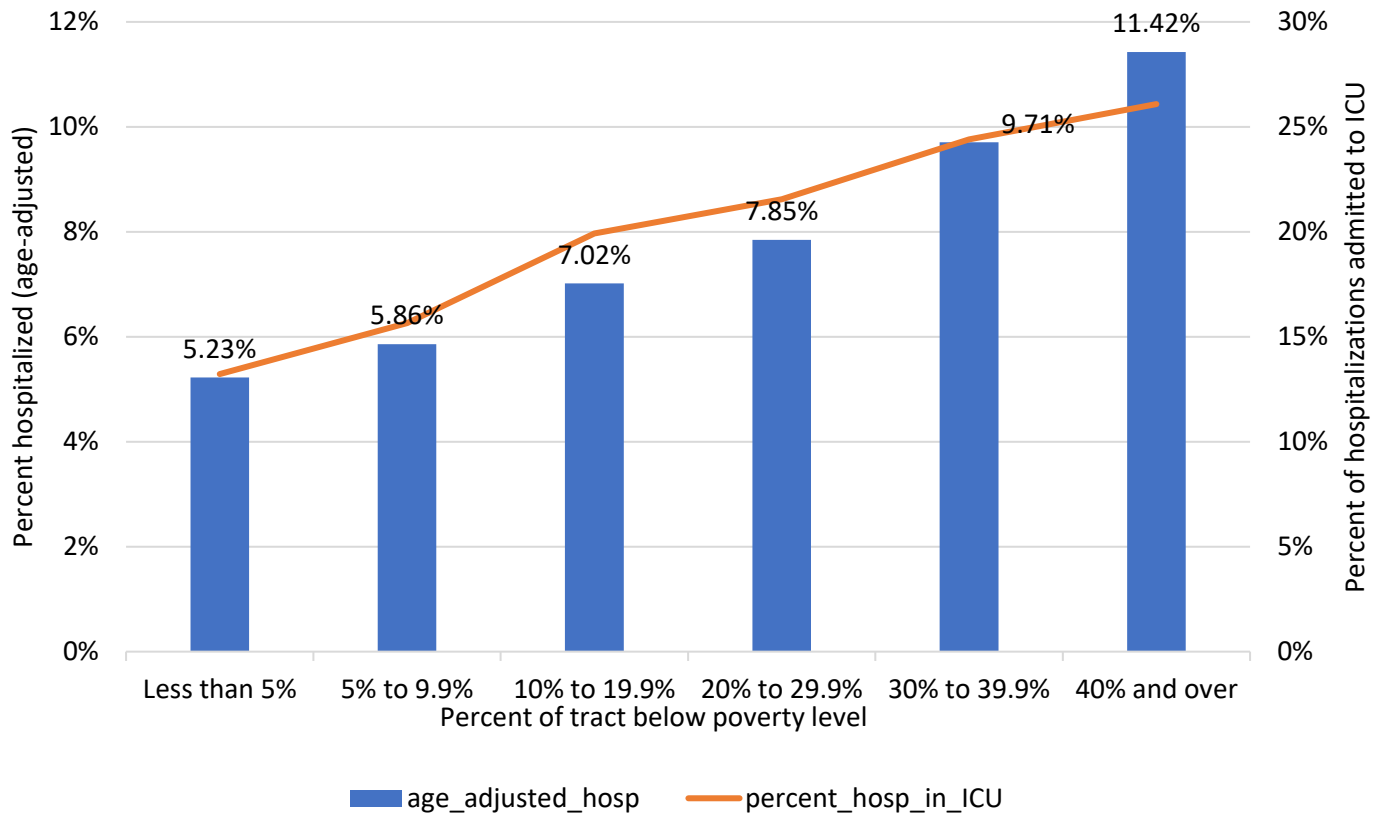


Percent of Tract Below Poverty Level

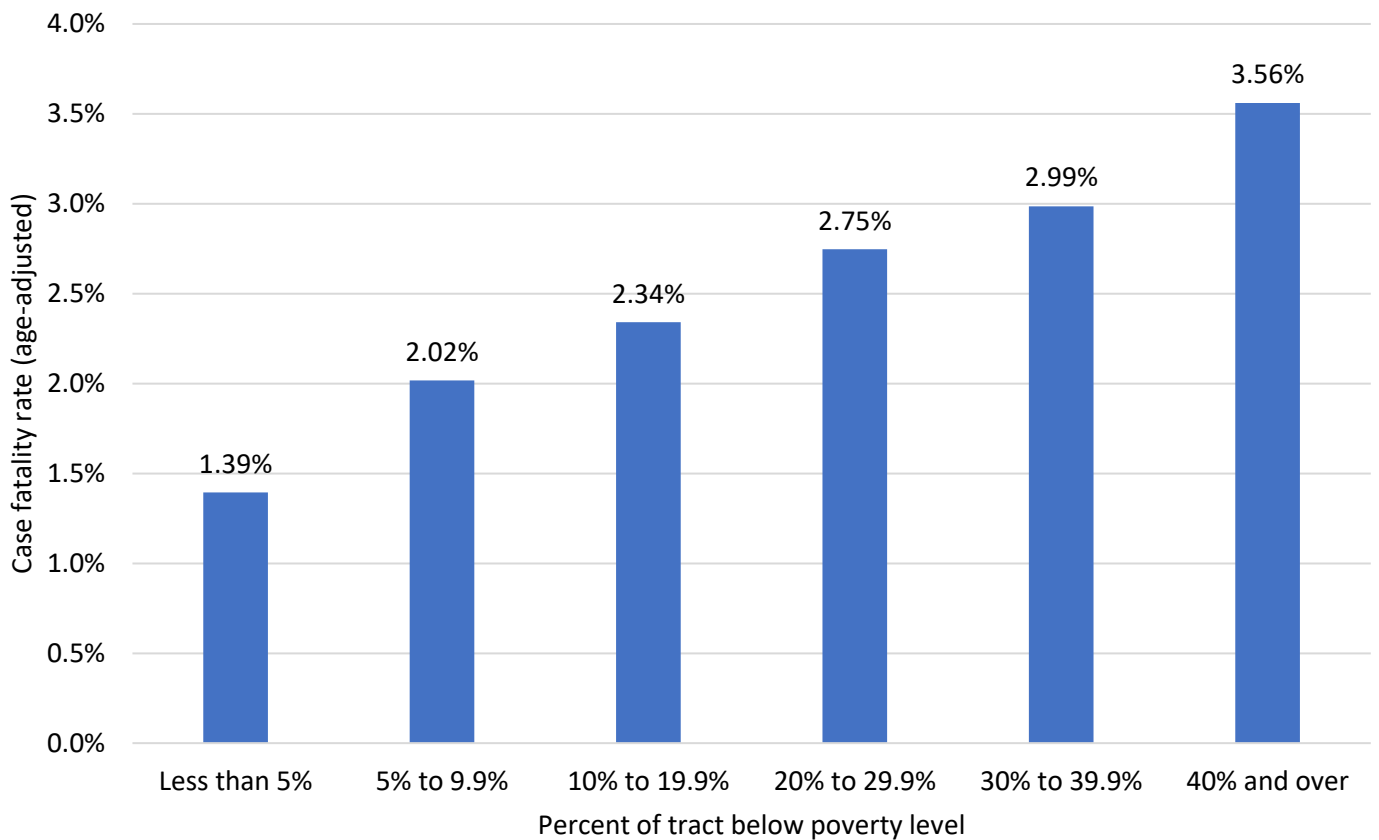
- Less than 5%
- 5% to 9.9%
- 10% to 19.9%
- 20% to 29.9%
- 30% to 39.9%
- 40% and over

Due to delays in reporting of positive lab results to NMDOH, data for the week of August 9 to August 15, 2021 are incomplete and subject to change.

Hospitalizations and ICU stay by poverty level



Case fatality rate by poverty level



Data Sources

- **COVID-19 data**
 - **New Mexico Electronic Disease Surveillance System (NM-EDSS)**, Infectious Disease Epidemiology Bureau, Epidemiology and Response Division, New Mexico Department of Health.
 - **Salesforce/MTX COVID-19 Case Investigation Platform.**
- **Population Estimates:** University of New Mexico, Geospatial and Population Studies (GPS) Program.
- **Age-adjustment:** US 2000 Standard Population Weights
- **Poverty Rates, U.S. Census Bureau, American Community Survey (ACS)**, 2018 5-year estimates. Data from the 2017 5-year estimates were used in this analysis as proxy poverty data for those census tracts.
- **Case fatality rates.** Age-adjusted to the current distribution of U.S. COVID-19 cases: [CDC COVID Data Tracker](#)
- **Vaccination Data**
 - **New Mexico State Immunization Information System (NMSIIS)**, NMDOH Immunization Program, Public Health Division, New Mexico Department of Health
 - **Tiberius: HHS Protect-OWS**, US Health and Human Services, Department of Defense

Data Notes

- **The data reported in this weekly update may not match the daily numbers that are reported in the New Mexico Department of Health (NMDOH) press releases and/or the NMDOH COVID-19 data dashboard. This may be due to variation in the date and time of data extraction from NM-EDSS, corrections after quality assurance review, and differences in the exclusion criteria.**
- **New Mexico Electronic Disease Surveillance System (NM-EDSS).** Disease incidence data are derived from reports of notifiable infectious diseases. NMDOH relies on health care providers, laboratories, hospitals, clinics, institutions and individuals to report suspected and confirmed notifiable infectious diseases in accordance with New Mexico Administrative Code 7.4.3.13. Under-reporting can occur due to of lack of awareness about reporting requirements or lack of compliance with those requirements. Not all cases of infectious diseases can be detected for various reasons including lack of access to health care services, lack of laboratory testing or concerns about confidentiality. Specific and standardized national case definitions are used to classify disease reports by case status.
- **New Mexico Population Estimates.** All population estimates apply to July 1 of 2018. Estimates include decimal fractions. The sum of population subgroup estimates may not exactly equal the overall state population estimate due to rounding error. Population estimates for previous years are occasionally revised as new information becomes available. When publishing trend data, always be sure that your rates for earlier years match current rates on NM-IBIS that have been calculated with the most up-to-date population estimates.
- **Case rate per 100,000 population.** A basic measure of disease-specific case frequency is a rate, which takes into account the number of cases and the population size. It is helpful in making public health decisions for a given population, relative to another population regardless of size.

Appendix A

Percentage of Cases by Reported Activities and POV Group

*POV Group = Percent of track below poverty level

POV Group	Percent Gathering	Percent Shopping	Percent Gym	Percent Worship	Percent Restaurants	Percent Travel
Less than 5%	7.60%	24.07%	5.12%	5.02%	11.40%	16.56%
5% to 9.9%	6.78%	25.78%	3.80%	5.35%	9.66%	12.93%
10% to 19.9%	6.88%	26.13%	2.75%	4.74%	8.61%	10.47%
20% to 29.9%	6.76%	26.21%	2.39%	4.74%	7.59%	10.42%
30% to 39.9%	7.20%	26.43%	1.93%	3.81%	7.57%	11.44%
40% and over	6.43%	25.20%	1.89%	4.19%	7.04%	16.90%
NA	5.79%	23.85%	1.63%	3.43%	7.60%	10.15%

Weekly Reported Activity Data Prior to Illness

Collection Week	No	Unknown	Yes	Percent Yes	Activity
8/2/2021	493	71	45	8.364312268	Attending Other Gatherings
8/2/2021	362	137	110	23.30508475	Shopping
8/2/2021	402	57	150	27.17391304	Travel Outside NM
8/2/2021	522	71	16	2.973977695	Visits to Gyms
8/2/2021	476	99	34	6.666666667	Visits to Places of Worship
8/2/2021	450	79	80	15.09433962	Visits to Restaurants and Breweries
7/26/2021	1271	141	156	10.93202523	Attending Other Gatherings
7/26/2021	1054	228	286	21.34328358	Shopping
7/26/2021	1073	122	373	25.79529737	Travel Outside NM
7/26/2021	1365	141	62	4.344779257	Visits to Gyms
7/26/2021	1322	160	86	6.107954545	Visits to Places of Worship
7/26/2021	1211	154	203	14.35643564	Visits to Restaurants and Breweries
7/19/2021	962	92	86	8.20610687	Attending Other Gatherings
7/19/2021	773	151	216	21.84024267	Shopping
7/19/2021	777	88	275	26.14068441	Travel Outside NM
7/19/2021	1011	96	33	3.16091954	Visits to Gyms
7/19/2021	958	107	75	7.260406583	Visits to Places of Worship
7/19/2021	864	117	159	15.54252199	Visits to Restaurants and Breweries
7/12/2021	629	64	60	8.708272859	Attending Other Gatherings
7/12/2021	491	121	141	22.31012658	Shopping
7/12/2021	493	62	198	28.65412446	Travel Outside NM
7/12/2021	665	69	19	2.777777778	Visits to Gyms
7/12/2021	632	88	33	4.962406015	Visits to Places of Worship
7/12/2021	572	84	97	14.49925262	Visits to Restaurants and Breweries
7/5/2021	403	52	48	10.64301552	Attending Other Gatherings
7/5/2021	316	84	103	24.5823389	Shopping
7/5/2021	337	56	110	24.60850112	Travel Outside NM
7/5/2021	428	54	21	4.677060134	Visits to Gyms

7/5/2021	421	61	21	4.751131222	Visits to Places of Worship
7/5/2021	383	61	59	13.34841629	Visits to Restaurants and Breweries
6/28/2021	267	45	20	6.968641115	Attending Other Gatherings
6/28/2021	210	59	63	23.07692308	Shopping
6/28/2021	221	46	65	22.72727273	Travel Outside NM
6/28/2021	277	46	9	3.146853147	Visits to Gyms
6/28/2021	262	50	20	7.092198582	Visits to Places of Worship
6/28/2021	242	54	36	12.94964029	Visits to Restaurants and Breweries
6/21/2021	255	36	21	7.608695652	Attending Other Gatherings
6/21/2021	203	51	58	22.22222222	Shopping
6/21/2021	234	40	38	13.97058824	Travel Outside NM
6/21/2021	270	36	6	2.173913043	Visits to Gyms
6/21/2021	253	39	20	7.326007326	Visits to Places of Worship
6/21/2021	241	45	26	9.737827715	Visits to Restaurants and Breweries
6/14/2021	322	27	14	4.166666667	Attending Other Gatherings
6/14/2021	229	49	85	27.07006369	Shopping
6/14/2021	291	26	46	13.64985163	Travel Outside NM
6/14/2021	329	28	6	1.791044776	Visits to Gyms
6/14/2021	320	29	14	4.191616766	Visits to Places of Worship
6/14/2021	306	27	30	8.928571429	Visits to Restaurants and Breweries
6/7/2021	397	37	37	8.525345622	Attending Other Gatherings
6/7/2021	312	72	87	21.80451128	Shopping
6/7/2021	368	39	64	14.81481481	Travel Outside NM
6/7/2021	422	37	12	2.764976959	Visits to Gyms
6/7/2021	397	46	28	6.588235294	Visits to Places of Worship
6/7/2021	379	45	47	11.03286385	Visits to Restaurants and Breweries
5/31/2021	392	51	34	7.981220657	Attending Other Gatherings
5/31/2021	304	75	98	24.37810945	Shopping
5/31/2021	377	46	54	12.52900232	Travel Outside NM
5/31/2021	413	51	13	3.051643192	Visits to Gyms
5/31/2021	401	64	12	2.905569007	Visits to Places of Worship
5/31/2021	384	58	35	8.353221957	Visits to Restaurants and Breweries
5/24/2021	520	69	33	5.967450271	Attending Other Gatherings
5/24/2021	414	92	116	21.88679245	Shopping
5/24/2021	498	56	68	12.01413428	Travel Outside NM
5/24/2021	542	69	11	1.98915009	Visits to Gyms
5/24/2021	528	70	24	4.347826087	Visits to Places of Worship
5/24/2021	497	76	49	8.974358974	Visits to Restaurants and Breweries
5/17/2021	683	63	38	5.270457698	Attending Other Gatherings
5/17/2021	520	107	157	23.19054653	Shopping
5/17/2021	668	54	62	8.493150685	Travel Outside NM
5/17/2021	707	65	12	1.668984701	Visits to Gyms
5/17/2021	675	74	35	4.929577465	Visits to Places of Worship
5/17/2021	646	72	66	9.269662921	Visits to Restaurants and Breweries
5/10/2021	812	59	44	5.140186916	Attending Other Gatherings
5/10/2021	659	103	153	18.84236453	Shopping

5/10/2021	775	55	85	9.88372093	Travel Outside NM
5/10/2021	830	63	22	2.582159624	Visits to Gyms
5/10/2021	787	78	50	5.973715651	Visits to Places of Worship
5/10/2021	768	69	78	9.219858156	Visits to Restaurants and Breweries
5/3/2021	977	78	38	3.743842365	Attending Other Gatherings
5/3/2021	755	144	194	20.44257113	Shopping
5/3/2021	933	68	92	8.975609756	Travel Outside NM
5/3/2021	989	80	24	2.369200395	Visits to Gyms
5/3/2021	939	98	56	5.628140704	Visits to Places of Worship
5/3/2021	926	93	74	7.4	Visits to Restaurants and Breweries
4/26/2021	1167	92	50	4.108463435	Attending Other Gatherings
4/26/2021	955	149	205	17.67241379	Shopping
4/26/2021	1091	75	143	11.58833063	Travel Outside NM
4/26/2021	1183	96	30	2.473206925	Visits to Gyms
4/26/2021	1135	109	65	5.416666667	Visits to Places of Worship
4/26/2021	1102	108	99	8.243130724	Visits to Restaurants and Breweries
4/19/2021	1161	79	48	3.970223325	Attending Other Gatherings
4/19/2021	932	131	225	19.44684529	Shopping
4/19/2021	1118	64	106	8.660130719	Travel Outside NM
4/19/2021	1169	82	37	3.067993367	Visits to Gyms
4/19/2021	1147	83	58	4.813278008	Visits to Places of Worship
4/19/2021	1109	90	89	7.429048414	Visits to Restaurants and Breweries
4/12/2021	1144	60	57	4.746044963	Attending Other Gatherings
4/12/2021	917	110	234	20.3301477	Shopping
4/12/2021	1058	54	149	12.34465617	Travel Outside NM
4/12/2021	1167	59	35	2.911813644	Visits to Gyms
4/12/2021	1113	74	74	6.234203875	Visits to Places of Worship
4/12/2021	1075	71	115	9.663865546	Visits to Restaurants and Breweries
4/5/2021	1128	64	85	7.007419621	Attending Other Gatherings
4/5/2021	862	168	247	22.2723174	Shopping
4/5/2021	1070	59	148	12.15106732	Travel Outside NM
4/5/2021	1177	67	33	2.727272727	Visits to Gyms
4/5/2021	1096	99	82	6.960950764	Visits to Places of Worship
4/5/2021	1093	74	110	9.143807149	Visits to Restaurants and Breweries
3/29/2021	866	54	52	5.664488017	Attending Other Gatherings
3/29/2021	661	119	192	22.5087925	Shopping
3/29/2021	773	60	139	15.24122807	Travel Outside NM
3/29/2021	729	210	33	4.330708661	Visits to Gyms
3/29/2021	700	223	49	6.542056075	Visits to Places of Worship
3/29/2021	809	66	97	10.70640177	Visits to Restaurants and Breweries
3/22/2021	889	59	47	5.021367521	Attending Other Gatherings
3/22/2021	644	111	240	27.14932127	Shopping
3/22/2021	839	48	108	11.40443506	Travel Outside NM
3/22/2021	816	152	27	3.202846975	Visits to Gyms
3/22/2021	823	149	23	2.718676123	Visits to Places of Worship
3/22/2021	836	63	96	10.30042918	Visits to Restaurants and Breweries

3/15/2021	920	44	33	3.462749213	Attending Other Gatherings
3/15/2021	691	120	186	21.20866591	Shopping
3/15/2021	862	53	82	8.686440678	Travel Outside NM
3/15/2021	810	154	33	3.914590747	Visits to Gyms
3/15/2021	820	154	23	2.728351127	Visits to Places of Worship
3/15/2021	849	56	92	9.776833156	Visits to Restaurants and Breweries
3/8/2021	1024	54	31	2.938388626	Attending Other Gatherings
3/8/2021	767	114	228	22.91457286	Shopping
3/8/2021	964	58	87	8.277830637	Travel Outside NM
3/8/2021	988	97	24	2.371541502	Visits to Gyms
3/8/2021	973	97	39	3.853754941	Visits to Places of Worship
3/8/2021	949	80	80	7.774538387	Visits to Restaurants and Breweries
3/1/2021	1134	73	52	4.384485666	Attending Other Gatherings
3/1/2021	840	173	246	22.6519337	Shopping
3/1/2021	1090	73	96	8.094435076	Travel Outside NM
3/1/2021	1128	95	36	3.092783505	Visits to Gyms
3/1/2021	1118	101	40	3.454231434	Visits to Places of Worship
3/1/2021	1074	100	85	7.333908542	Visits to Restaurants and Breweries
2/22/2021	1335	110	50	3.610108303	Attending Other Gatherings
2/22/2021	1038	188	269	20.58148432	Shopping
2/22/2021	1257	111	127	9.176300578	Travel Outside NM
2/22/2021	1293	152	50	3.723008191	Visits to Gyms
2/22/2021	1282	158	55	4.11368736	Visits to Places of Worship
2/22/2021	1239	156	100	7.468259895	Visits to Restaurants and Breweries
2/15/2021	1405	120	39	2.700831025	Attending Other Gatherings
2/15/2021	1053	210	301	22.23042836	Shopping
2/15/2021	1313	130	121	8.437935844	Travel Outside NM
2/15/2021	1351	174	39	2.805755396	Visits to Gyms
2/15/2021	1326	181	57	4.121475054	Visits to Places of Worship
2/15/2021	1301	178	85	6.132756133	Visits to Restaurants and Breweries
2/8/2021	1697	149	51	2.917620137	Attending Other Gatherings
2/8/2021	1244	318	335	21.21595947	Shopping
2/8/2021	1591	148	158	9.033733562	Travel Outside NM
2/8/2021	1642	205	50	2.955082742	Visits to Gyms
2/8/2021	1614	222	61	3.641791045	Visits to Places of Worship
2/8/2021	1643	206	48	2.838557067	Visits to Restaurants and Breweries
2/1/2021	2334	184	57	2.383939774	Attending Other Gatherings
2/1/2021	1764	396	415	19.04543369	Shopping
2/1/2021	2209	178	188	7.843137255	Travel Outside NM
2/1/2021	2244	265	66	2.857142857	Visits to Gyms
2/1/2021	2203	289	83	3.63079615	Visits to Places of Worship
2/1/2021	2243	268	64	2.774165583	Visits to Restaurants and Breweries
1/25/2021	2658	252	52	1.918819188	Attending Other Gatherings
1/25/2021	2012	497	453	18.37728195	Shopping
1/25/2021	2519	240	203	7.457751653	Travel Outside NM
1/25/2021	2554	337	71	2.704761905	Visits to Gyms

1/25/2021	2510	372	80	3.088803089	Visits to Places of Worship
1/25/2021	2563	343	56	2.138220695	Visits to Restaurants and Breweries
1/18/2021	2021	285	53	2.555448409	Attending Other Gatherings
1/18/2021	1434	536	389	21.3384531	Shopping
1/18/2021	1908	276	175	8.401344215	Travel Outside NM
1/18/2021	1966	348	45	2.23769269	Visits to Gyms
1/18/2021	1919	394	46	2.340966921	Visits to Places of Worship
1/18/2021	1969	345	45	2.234359484	Visits to Restaurants and Breweries
1/11/2021	1667	293	38	2.228739003	Attending Other Gatherings
1/11/2021	1215	517	266	17.96083727	Shopping
1/11/2021	1551	291	156	9.13884007	Travel Outside NM
1/11/2021	1616	352	30	1.822600243	Visits to Gyms
1/11/2021	1554	410	34	2.141057935	Visits to Places of Worship
1/11/2021	1606	359	33	2.013422819	Visits to Restaurants and Breweries
1/4/2021	2150	345	90	4.017857143	Attending Other Gatherings
1/4/2021	1550	650	385	19.89664083	Shopping
1/4/2021	2022	349	214	9.570661896	Travel Outside NM
1/4/2021	2137	423	25	1.156336725	Visits to Gyms
1/4/2021	2051	480	54	2.565320665	Visits to Places of Worship
1/4/2021	2118	424	43	1.989819528	Visits to Restaurants and Breweries
12/28/2020	1723	316	79	4.384017758	Attending Other Gatherings
12/28/2020	1297	578	243	15.77922078	Shopping
12/28/2020	1620	331	167	9.345271405	Travel Outside NM
12/28/2020	1739	358	21	1.193181818	Visits to Gyms
12/28/2020	1641	432	45	2.669039146	Visits to Places of Worship
12/28/2020	1737	355	26	1.474758934	Visits to Restaurants and Breweries
12/21/2020	1244	229	58	4.4546851	Attending Other Gatherings
12/21/2020	846	458	227	21.1556384	Shopping
12/21/2020	1187	234	110	8.481110254	Travel Outside NM
12/21/2020	1224	282	25	2.001601281	Visits to Gyms
12/21/2020	1170	329	32	2.662229617	Visits to Places of Worship
12/21/2020	1233	276	22	1.752988048	Visits to Restaurants and Breweries
12/14/2020	1521	329	41	2.624839949	Attending Other Gatherings
12/14/2020	997	649	245	19.72624799	Shopping
12/14/2020	1424	346	121	7.83171521	Travel Outside NM
12/14/2020	1493	371	27	1.776315789	Visits to Gyms
12/14/2020	1373	466	52	3.649122807	Visits to Places of Worship
12/14/2020	1483	381	27	1.78807947	Visits to Restaurants and Breweries
12/7/2020	894	332	75	7.73993808	Attending Other Gatherings
12/7/2020	449	718	134	22.98456261	Shopping
12/7/2020	864	351	86	9.052631579	Travel Outside NM
12/7/2020	936	359	6	0.636942675	Visits to Gyms
12/7/2020	831	460	10	1.189060642	Visits to Places of Worship
12/7/2020	926	359	16	1.6985138	Visits to Restaurants and Breweries
11/30/2020	1056	503	72	6.382978723	Attending Other Gatherings
11/30/2020	525	935	171	24.56896552	Shopping

11/30/2020	1013	535	83	7.572992701	Travel Outside NM
11/30/2020	1098	530	3	0.272479564	Visits to Gyms
11/30/2020	987	623	21	2.083333333	Visits to Places of Worship
11/30/2020	1085	530	16	1.453224342	Visits to Restaurants and Breweries
11/23/2020	966	482	26	2.620967742	Attending Other Gatherings
11/23/2020	468	772	234	33.33333333	Shopping
11/23/2020	902	499	73	7.487179487	Travel Outside NM
11/23/2020	957	505	12	1.238390093	Visits to Gyms
11/23/2020	850	601	23	2.634593356	Visits to Places of Worship
11/23/2020	918	508	48	4.968944099	Visits to Restaurants and Breweries
11/16/2020	1556	598	76	4.656862745	Attending Other Gatherings
11/16/2020	879	859	492	35.88621444	Shopping
11/16/2020	1497	623	110	6.845052894	Travel Outside NM
11/16/2020	1528	657	45	2.860775588	Visits to Gyms
11/16/2020	1385	769	76	5.201916496	Visits to Places of Worship
11/16/2020	1427	652	151	9.569074778	Visits to Restaurants and Breweries
11/9/2020	2850	595	217	7.0753179	Attending Other Gatherings
11/9/2020	1553	1177	932	37.50503018	Shopping
11/9/2020	2861	634	167	5.515191546	Travel Outside NM
11/9/2020	2880	677	105	3.51758794	Visits to Gyms
11/9/2020	2723	793	146	5.088881143	Visits to Places of Worship
11/9/2020	2679	668	315	10.52104208	Visits to Restaurants and Breweries
11/2/2020	4444	582	453	9.250561568	Attending Other Gatherings
11/2/2020	2747	1188	1544	35.98228851	Shopping
11/2/2020	4487	648	344	7.120678948	Travel Outside NM
11/2/2020	4648	669	162	3.367983368	Visits to Gyms
11/2/2020	4455	735	289	6.091905565	Visits to Places of Worship
11/2/2020	4258	673	548	11.40241365	Visits to Restaurants and Breweries
10/26/2020	3157	474	204	6.069622136	Attending Other Gatherings
10/26/2020	1963	886	986	33.43506273	Shopping
10/26/2020	3049	487	299	8.930704898	Travel Outside NM
10/26/2020	3199	526	110	3.32426715	Visits to Gyms
10/26/2020	3050	576	209	6.413010126	Visits to Places of Worship
10/26/2020	2932	537	366	11.09763493	Visits to Restaurants and Breweries
10/19/2020	3718	480	286	7.142857143	Attending Other Gatherings
10/19/2020	2335	1026	1123	32.47541932	Shopping
10/19/2020	3516	539	429	10.87452471	Travel Outside NM
10/19/2020	3845	515	124	3.124212648	Visits to Gyms
10/19/2020	3638	600	246	6.333676622	Visits to Places of Worship
10/19/2020	3487	539	458	11.60963245	Visits to Restaurants and Breweries
10/12/2020	2575	323	241	8.558238636	Attending Other Gatherings
10/12/2020	1608	623	908	36.08903021	Shopping
10/12/2020	2409	359	371	13.34532374	Travel Outside NM
10/12/2020	2711	325	103	3.660270078	Visits to Gyms
10/12/2020	2554	361	224	8.063354932	Visits to Places of Worship
10/12/2020	2370	325	444	15.7782516	Visits to Restaurants and Breweries

10/5/2020	1771	233	211	10.64581231	Attending Other Gatherings
10/5/2020	1146	446	623	35.21763708	Shopping
10/5/2020	1709	234	272	13.73043917	Travel Outside NM
10/5/2020	1917	232	66	3.328290469	Visits to Gyms
10/5/2020	1836	252	127	6.469689251	Visits to Places of Worship
10/5/2020	1665	238	312	15.7814871	Visits to Restaurants and Breweries
9/28/2020	1007	118	255	20.20602219	Attending Other Gatherings
9/28/2020	649	330	401	38.19047619	Shopping
9/28/2020	1083	126	171	13.63636364	Travel Outside NM
9/28/2020	1203	122	55	4.372019078	Visits to Gyms
9/28/2020	1151	136	93	7.475884244	Visits to Places of Worship
9/28/2020	1082	121	177	14.05877681	Visits to Restaurants and Breweries
9/21/2020	723	103	207	22.25806452	Attending Other Gatherings
9/21/2020	458	291	284	38.27493261	Shopping
9/21/2020	764	133	136	15.11111111	Travel Outside NM
9/21/2020	901	104	28	3.013993541	Visits to Gyms
9/21/2020	856	127	50	5.518763797	Visits to Places of Worship
9/21/2020	784	103	146	15.69892473	Visits to Restaurants and Breweries
9/14/2020	488	68	120	19.73684211	Attending Other Gatherings
9/14/2020	331	161	184	35.72815534	Shopping
9/14/2020	493	75	108	17.97004992	Travel Outside NM
9/14/2020	589	67	20	3.28407225	Visits to Gyms
9/14/2020	564	71	41	6.776859504	Visits to Places of Worship
9/14/2020	516	69	91	14.99176277	Visits to Restaurants and Breweries
9/7/2020	333	103	93	21.83098592	Attending Other Gatherings
9/7/2020	228	194	107	31.94029851	Shopping
9/7/2020	342	96	91	21.01616628	Travel Outside NM
9/7/2020	412	105	12	2.830188679	Visits to Gyms
9/7/2020	402	100	27	6.293706294	Visits to Places of Worship
9/7/2020	368	103	58	13.61502347	Visits to Restaurants and Breweries
8/31/2020	416	67	75	15.27494908	Attending Other Gatherings
8/31/2020	246	175	137	35.77023499	Shopping
8/31/2020	412	74	72	14.87603306	Travel Outside NM
8/31/2020	479	65	14	2.839756592	Visits to Gyms
8/31/2020	462	69	27	5.521472393	Visits to Places of Worship
8/31/2020	438	71	49	10.06160164	Visits to Restaurants and Breweries
8/24/2020	487	121	98	16.75213675	Attending Other Gatherings
8/24/2020	296	262	148	33.33333333	Shopping
8/24/2020	506	120	80	13.65187713	Travel Outside NM
8/24/2020	573	120	13	2.218430034	Visits to Gyms
8/24/2020	546	122	38	6.506849315	Visits to Places of Worship
8/24/2020	537	123	46	7.890222985	Visits to Restaurants and Breweries
8/17/2020	549	62	56	9.256198347	Attending Other Gatherings
8/17/2020	525	65	77	12.79069767	Travel Outside NM
8/17/2020	597	65	5	0.830564784	Visits to Gyms
8/17/2020	580	67	20	3.333333333	Visits to Places of Worship

8/17/2020	573	65	29	4.817275748	Visits to Restaurants and Breweries
8/10/2020	540	91	77	12.47974068	Attending Other Gatherings
8/10/2020	504	98	106	17.37704918	Travel Outside NM
8/10/2020	608	91	9	1.458670989	Visits to Gyms
8/10/2020	591	96	21	3.431372549	Visits to Places of Worship
8/10/2020	591	93	24	3.902439024	Visits to Restaurants and Breweries
8/3/2020	615	157	84	12.01716738	Attending Other Gatherings
8/3/2020	572	161	123	17.69784173	Travel Outside NM
8/3/2020	694	154	8	1.13960114	Visits to Gyms
8/3/2020	655	164	37	5.346820809	Visits to Places of Worship
8/3/2020	654	156	46	6.571428571	Visits to Restaurants and Breweries
7/27/2020	799	186	60	6.984866123	Attending Other Gatherings
7/27/2020	727	188	130	15.16919487	Travel Outside NM
7/27/2020	842	180	23	2.658959538	Visits to Gyms
7/27/2020	814	196	35	4.122497055	Visits to Places of Worship
7/27/2020	811	179	55	6.351039261	Visits to Restaurants and Breweries
7/20/2020	901	283	145	13.8623327	Attending Other Gatherings
7/20/2020	876	285	168	16.09195402	Travel Outside NM
7/20/2020	1019	286	24	2.30105465	Visits to Gyms
7/20/2020	980	306	43	4.203323558	Visits to Places of Worship
7/20/2020	958	291	80	7.707129094	Visits to Restaurants and Breweries
7/13/2020	985	262	156	13.67221735	Attending Other Gatherings
7/13/2020	971	249	183	15.85788562	Travel Outside NM
7/13/2020	1117	258	28	2.445414847	Visits to Gyms
7/13/2020	1063	277	63	5.595026643	Visits to Places of Worship
7/13/2020	999	257	147	12.82722513	Visits to Restaurants and Breweries
7/6/2020	1000	304	143	12.51093613	Attending Other Gatherings
7/6/2020	911	279	257	22.00342466	Travel Outside NM
7/6/2020	1100	296	51	4.430929626	Visits to Gyms
7/6/2020	1078	334	35	3.144654088	Visits to Places of Worship
7/6/2020	962	302	183	15.98253275	Visits to Restaurants and Breweries