

# New Mexico COVID-19 Cases Update

## HEALTH AND SOCIAL CHARACTERISTICS

### August 23<sup>rd</sup>, 2021

Unless stated otherwise, all data reported here exclude cases who are from out-of-state and cases who are detainees in Federal Immigration and Customs Enforcement (ICE) facilities.

Total Cases	Cases in the Last 7 Days
225,994 <sup>1</sup>	5,691

## SECTION 1: Vaccination Status

### Rates per 100,000 population of cases, hospitalizations, and deaths among vaccinated and unvaccinated individuals

**Table 1.** Total number of cases, hospitalizations and deaths among vaccinated and not fully vaccinated individuals, and the rate of cases, hospitalizations, and deaths per 100,000, by vaccination status. Data includes cases, hospitalization and deaths that occurred between February 1<sup>st</sup>, 2021 and the current week.

	Vaccinated Totals	Not Fully Vaccinated Totals	Vaccinated Rates*	Not Fully Vaccinated Rates**	Rate Ratios***	Percent (%) Vaccinated	Percent (%) Not Fully Vaccinated
<b>Cases</b>	5005	44684	595.1	3408	5.7	10.1	89.9
<b>Hospitalizations<sup>2</sup></b>	264	3098	34.1	233.1	6.8	7.9	92.1
<b>Deaths<sup>3</sup></b>	20	579	2.9	37.1	12.8	3.3	96.7

\*  $\text{sum} \left( \frac{\text{Number with COVID – 19 among those fully vaccinated each day}}{\text{Number of NM residents fully vaccinated each day}} \times 100,000 \right)$

\*\*  $\text{sum} \left( \frac{\text{Number with COVID – 19 among those not fully vaccinated each day}}{\text{Number of NM residents not fully vaccinated each day}} \times 100,000 \right)$

\*\*\* Comparison of the rate among not fully vaccinated to the rate among those fully vaccinated. For example, if the rate among persons not fully vaccinated is 10 and the rate among fully vaccinated is 1, then the rate ratio would be 10:1 or 10.

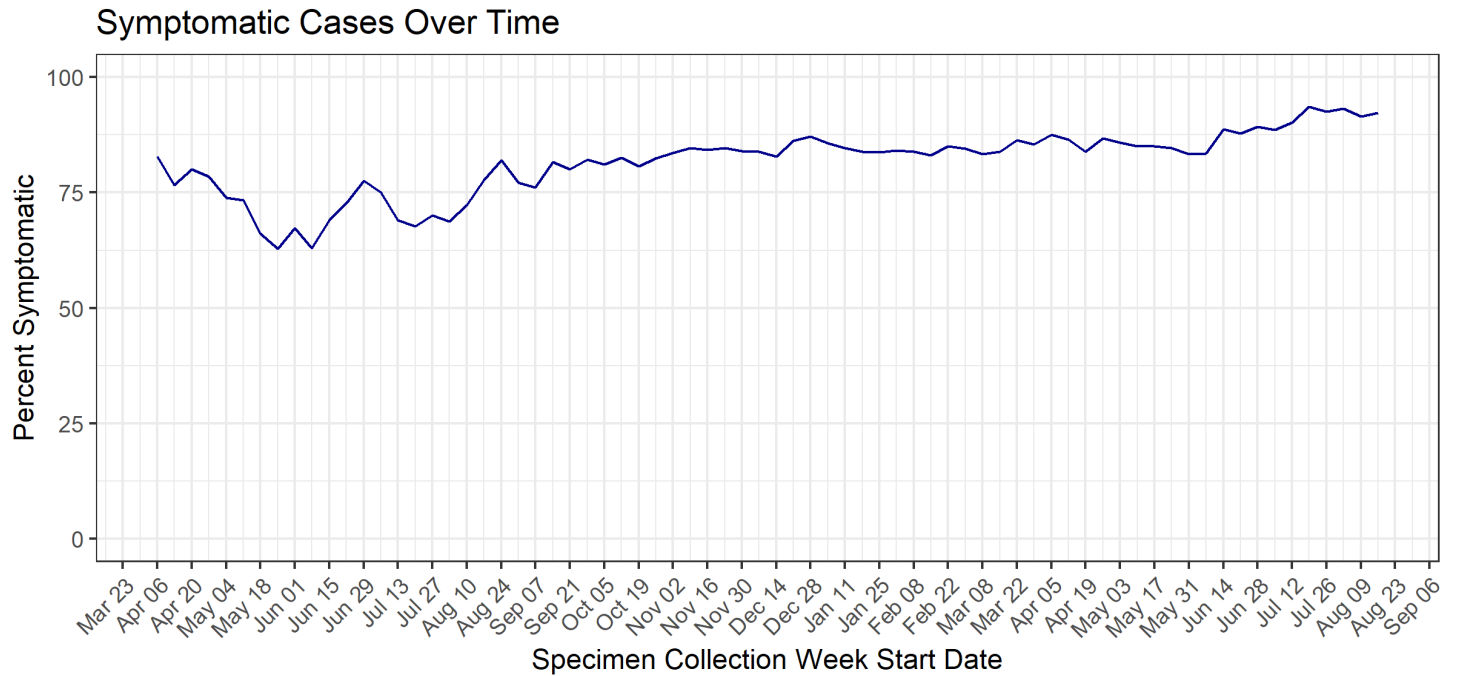
<sup>1</sup> Total cases, as reported on [cv.nmhealth.org](http://cv.nmhealth.org), include ICE detainees.

<sup>2</sup> Hospitalizations include all inpatient admissions of a New Mexico resident to an acute care hospital for >24 hours, with a positive laboratory test for SARS-CoV-2 within 14 days of admission or during admission.

<sup>3</sup> Deaths certified to have COVID-19 disease or SARS-CoV-2 as a cause of death or a significant condition contributing to death. Intentional and unintentional injuries are excluded.

## SECTION 2: SYMPTOMS

### Percentage of cases reporting symptoms each week



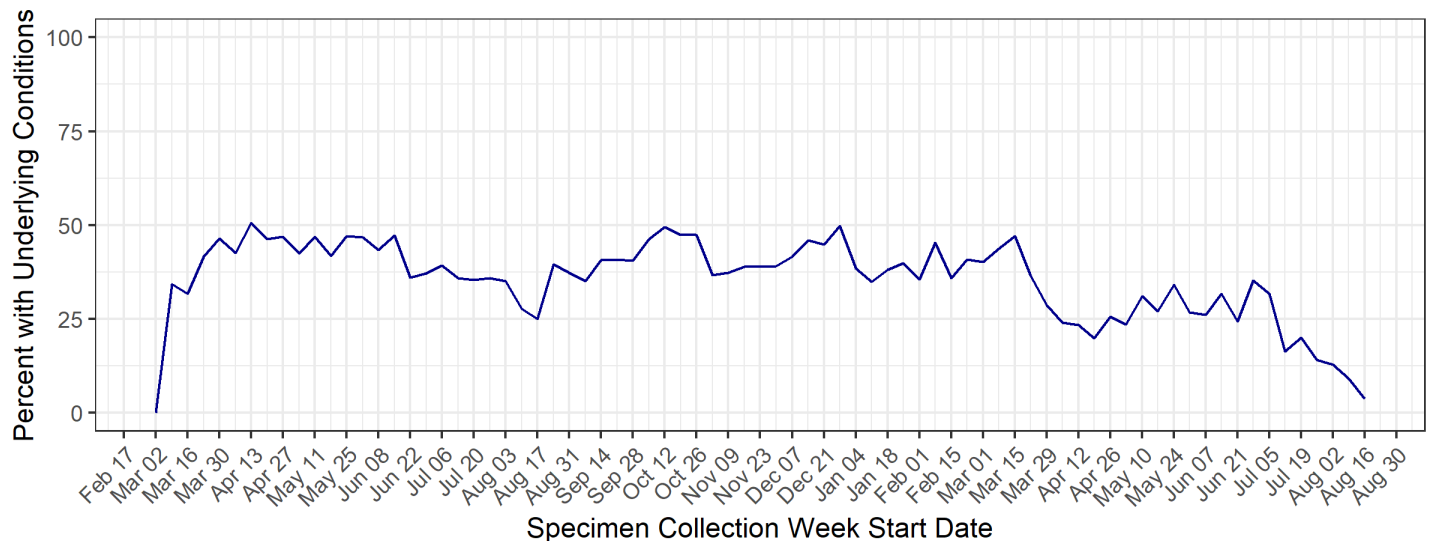
Data for the week of August 16 to August 22, 2021 are incomplete and subject to change.

### Percentage of specific symptoms reported by cases

Symptom	Percent of Symptomatic Respondents
Fever (Measured or Subjective)	48%
Chills	36%
Muscle Aches	48%
Runny Nose	38%
Sore Throat	35%
Cough	61%
Shortness of Breath	32%
Nausea or Vomiting	22%
Headache	55%
Abdominal Pain	13%
Diarrhea	32%
Fatigue	52%
Loss of Appetite	54%
Loss of Taste or Smell	42%

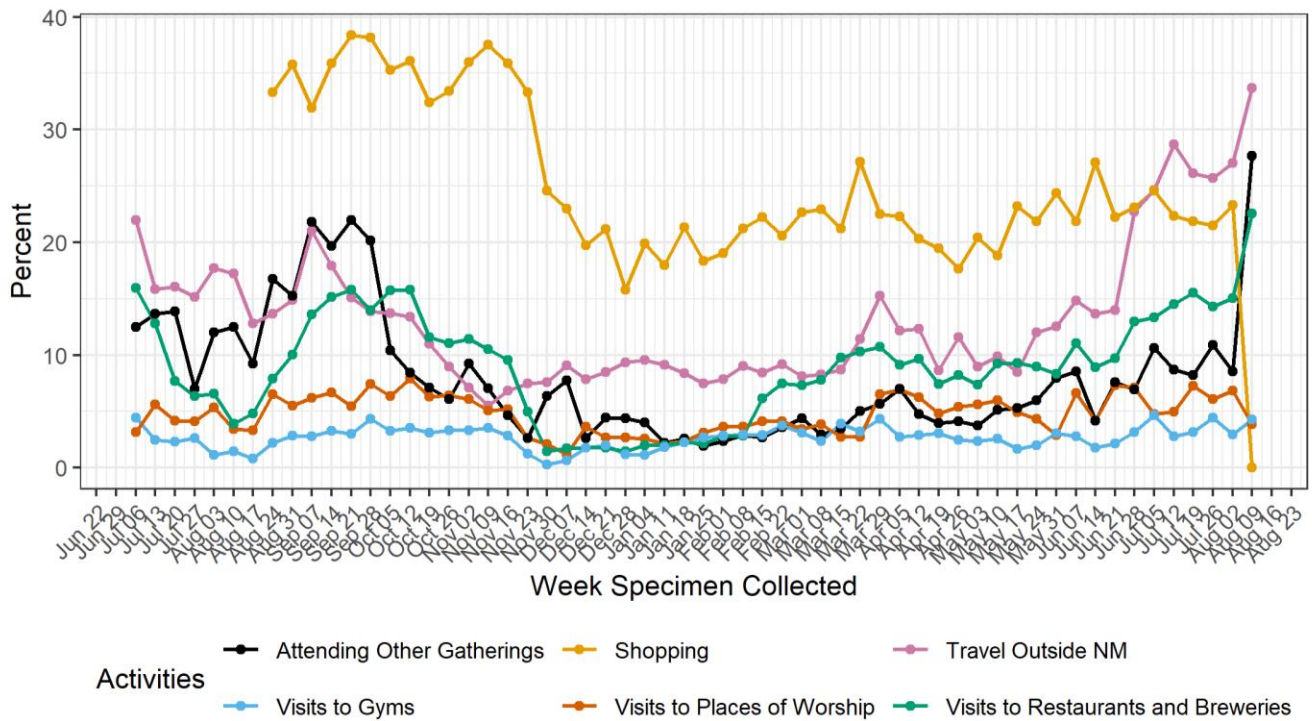
Data on “Loss of Taste or Smell” are from cases with positive tests on or after 8/3/2020, as this question was not asked consistently until August. Previously, measured fever (100.5 degrees Fahrenheit or higher) and subjective fever were reported as separate symptoms. From this week forward, cases reporting either of these symptoms will be recorded as experiencing “Fever (Measured or Subjective).”

### Percentage of cases with underlying conditions each week



## SECTION 3: POSSIBLE EXPOSURES AND ACTIVITIES

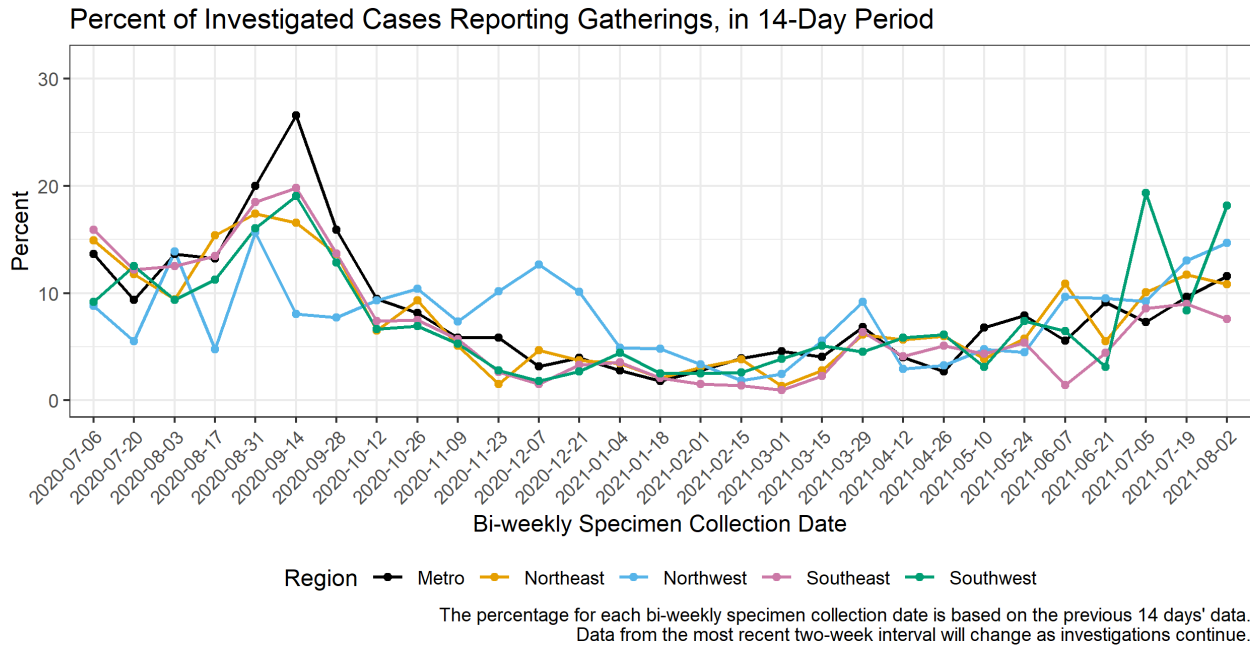
Percentage of cases reporting activities prior to illness each week



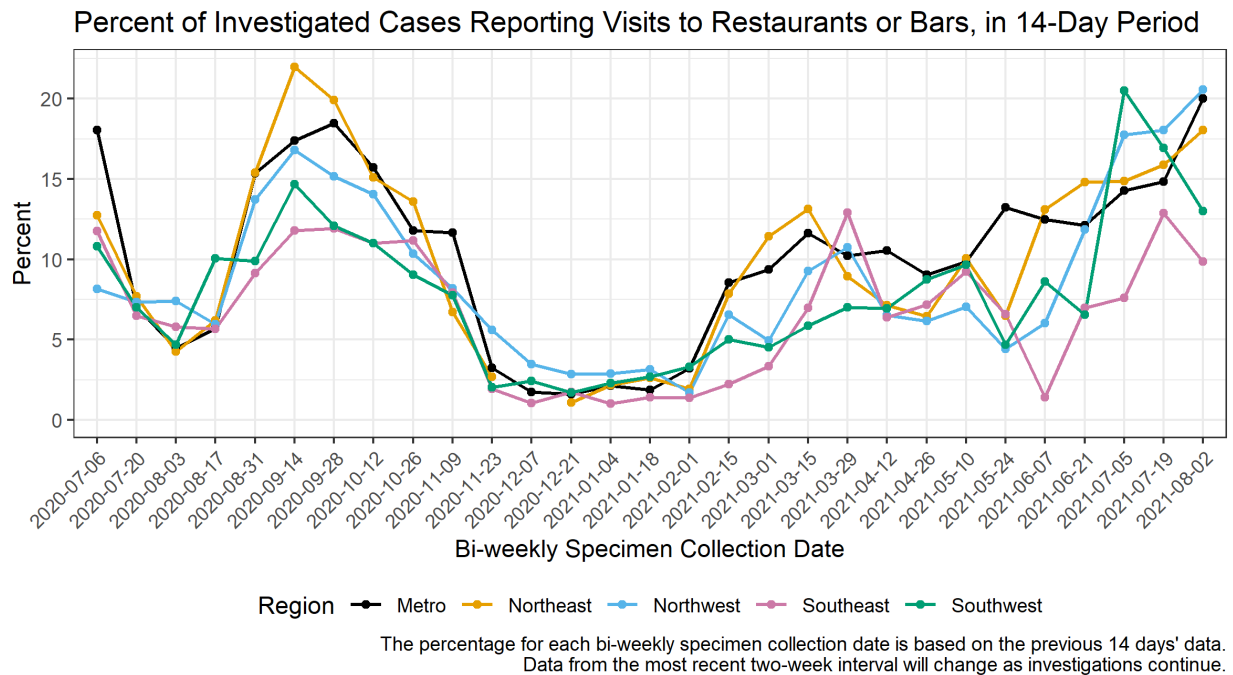
## Percentage of cases reporting activities prior to illness by region bi-weekly

For specific activities reported by cases in each region, cases in correctional facilities and residents of long-term care facilities were excluded. Percentages are out of cases who were contacted and asked about their exposures 14 days prior to illness onset. Previous published reports did not always include 14 days prior to illness onset.

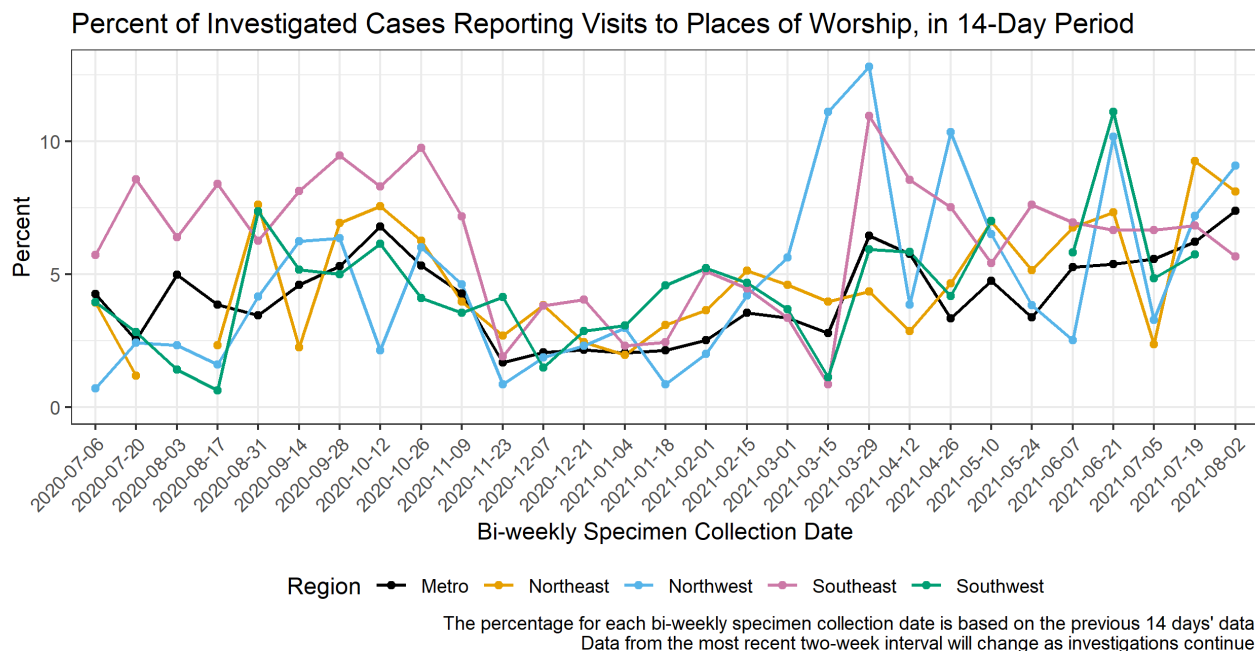
### Gatherings



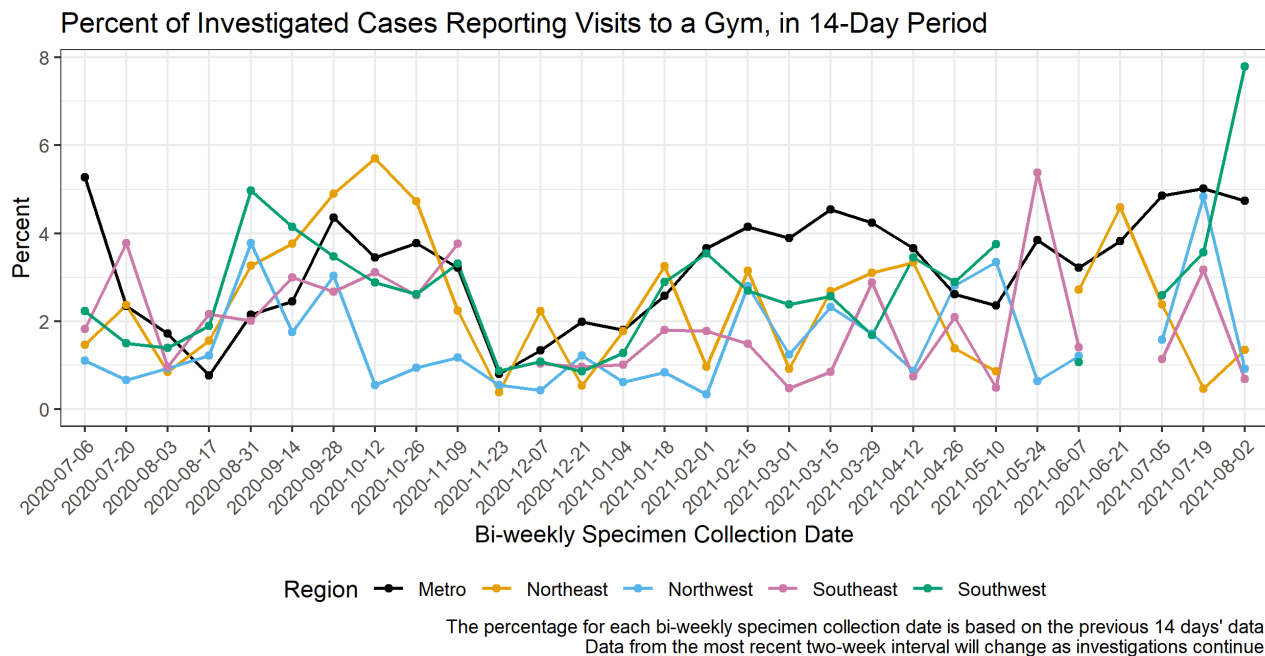
### Restaurants or bars



## Places of worship

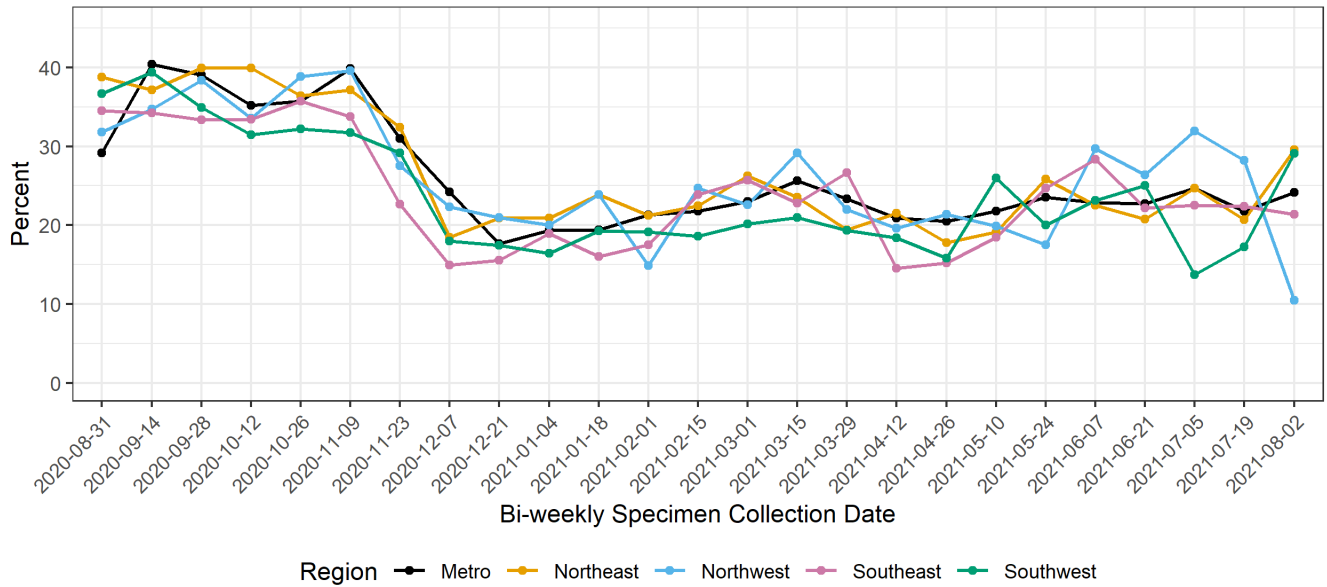


## Gym



## Shopping

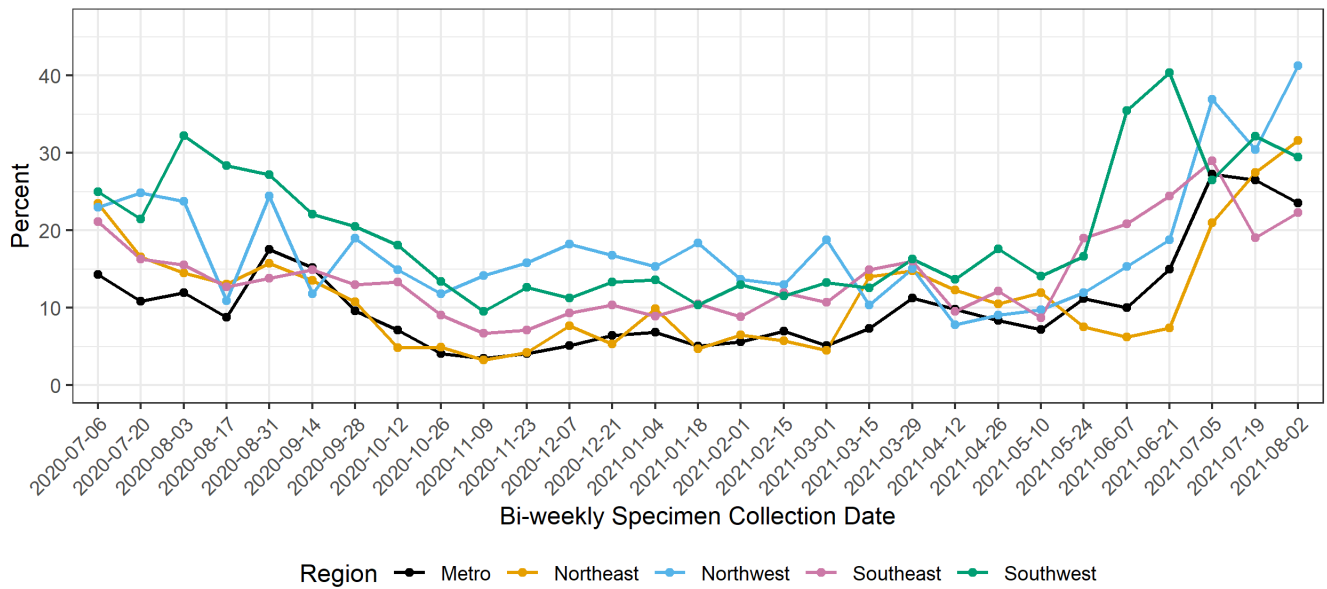
Percent of Investigated Cases Reporting Shopping Trips, in 14-Day Period



The percentage for each bi-weekly specimen collection date is based on the previous 14 days' data. Data from the most recent two-week interval will change as investigations continue.

## Out-of-state travel

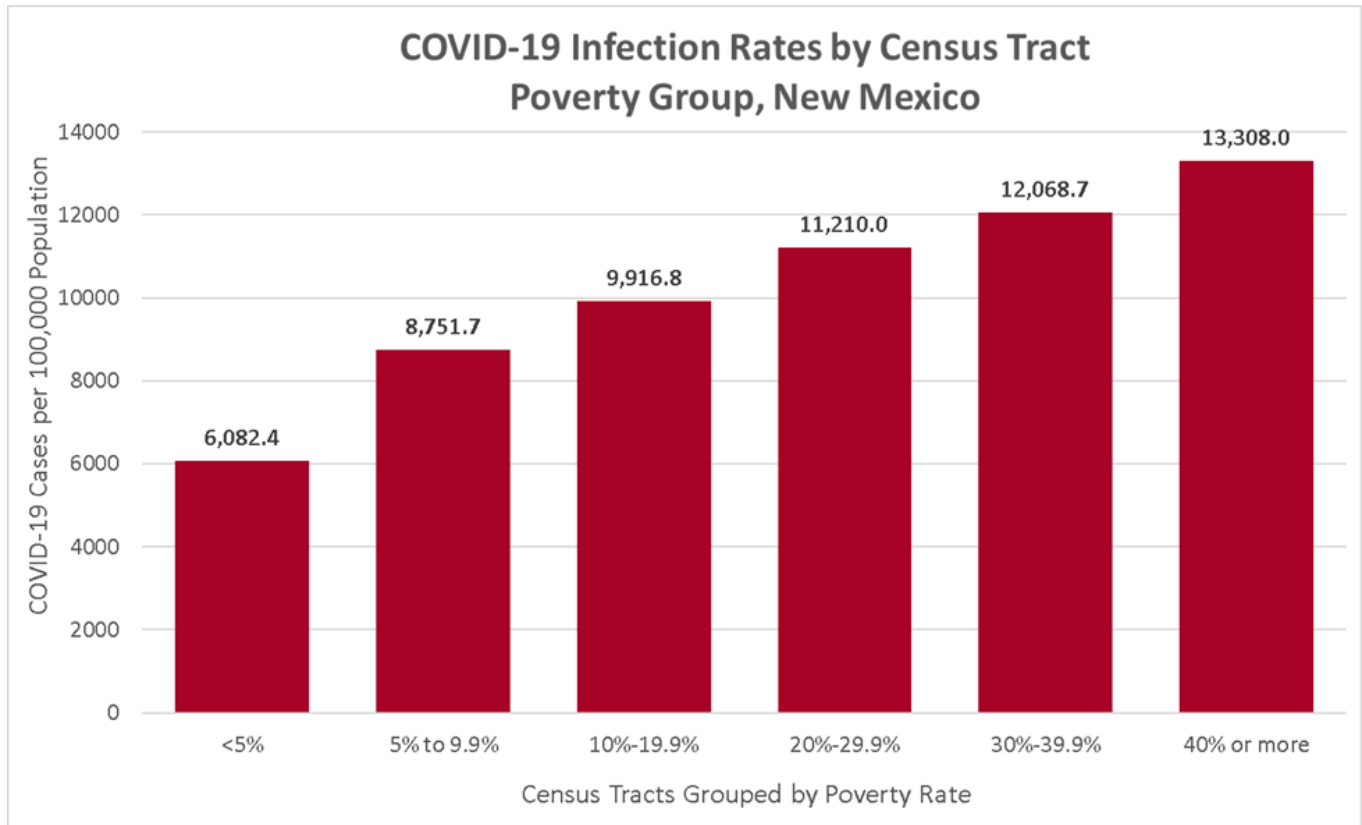
Percent of Investigated Cases Reporting Out of State Travel, in 14-Day Period



The percentage for each bi-weekly specimen collection date is based on the previous 14 days' data. Data from the most recent two-week interval will change as investigations continue.

## SECTION 4: SOCIOECONOMIC STATUS

### Case rate per 100,000 population by census tract below poverty level



## Case rate per 100,000 population by poverty level each week

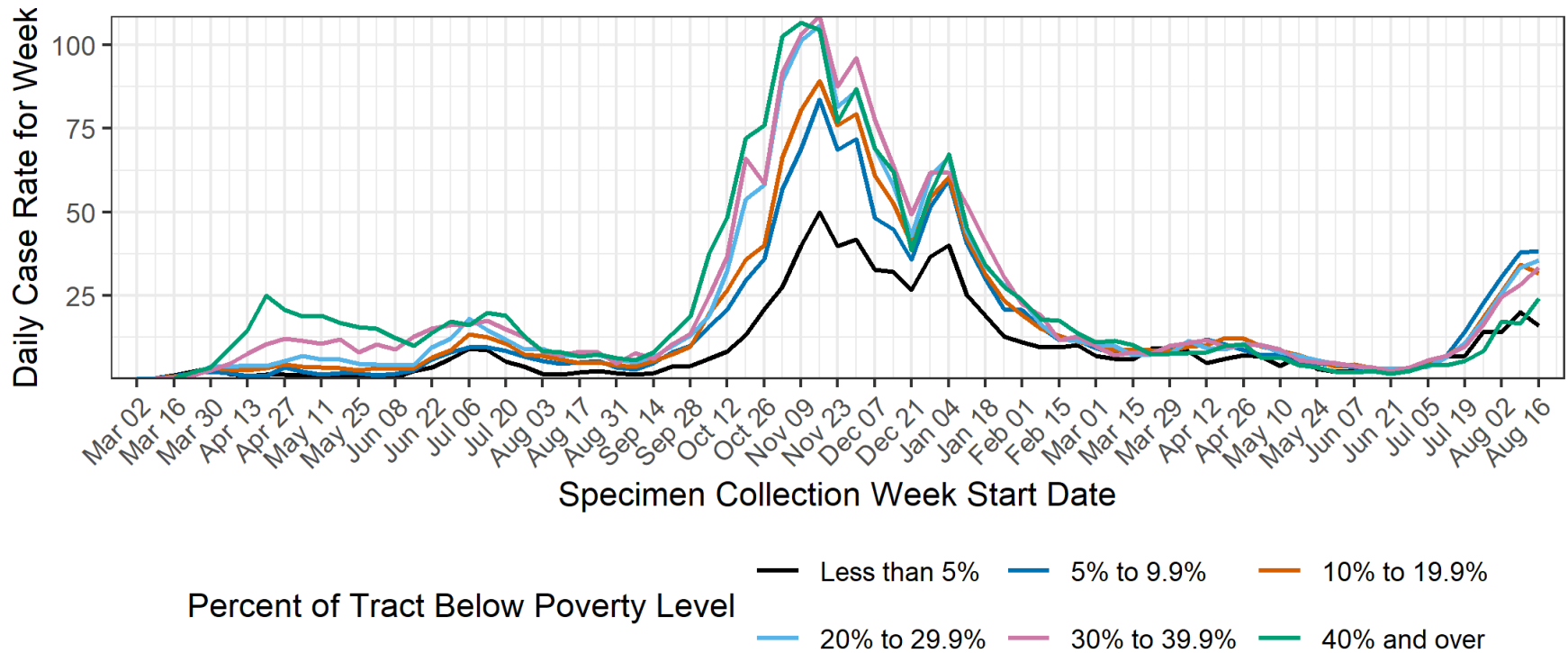
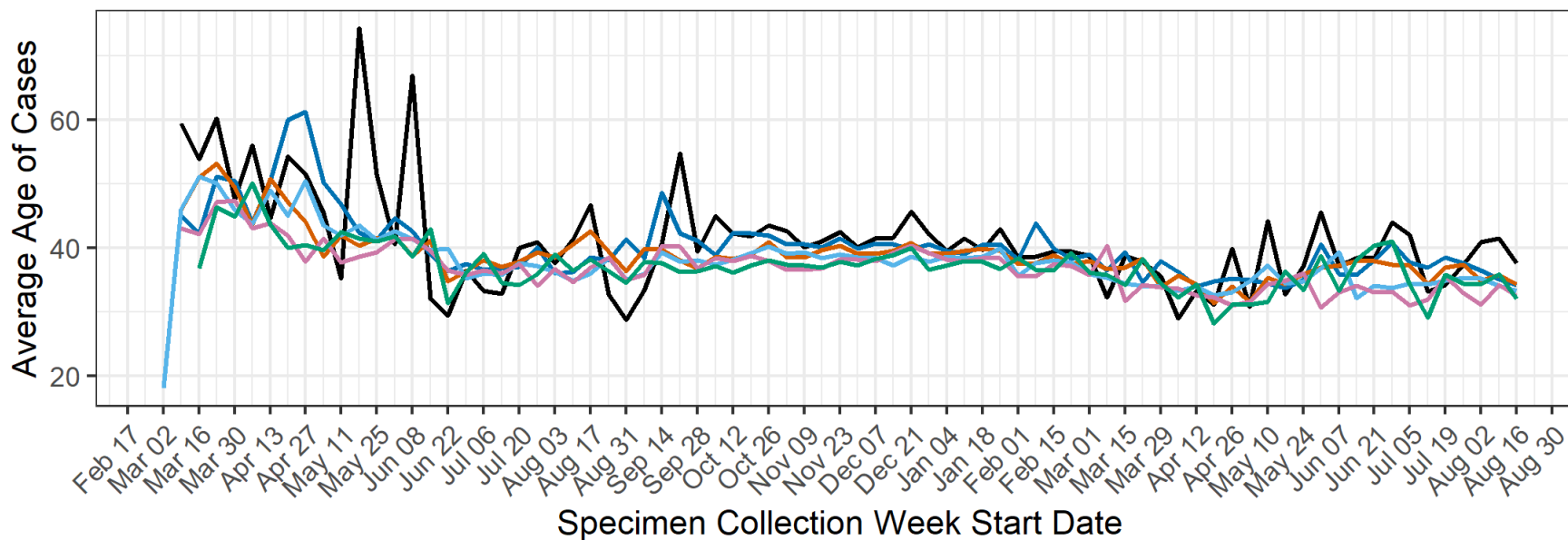


Figure excludes 9521 individuals with addresses that have not been geocoded, individuals who are detained in state or federal correctional facilities, and individuals in ICE custody. Due to delays in reporting of positive lab results to NMDOH, data for the week of August 16 to August 22, 2021 are incomplete and subject to change.

# Average age of cases by poverty level each week

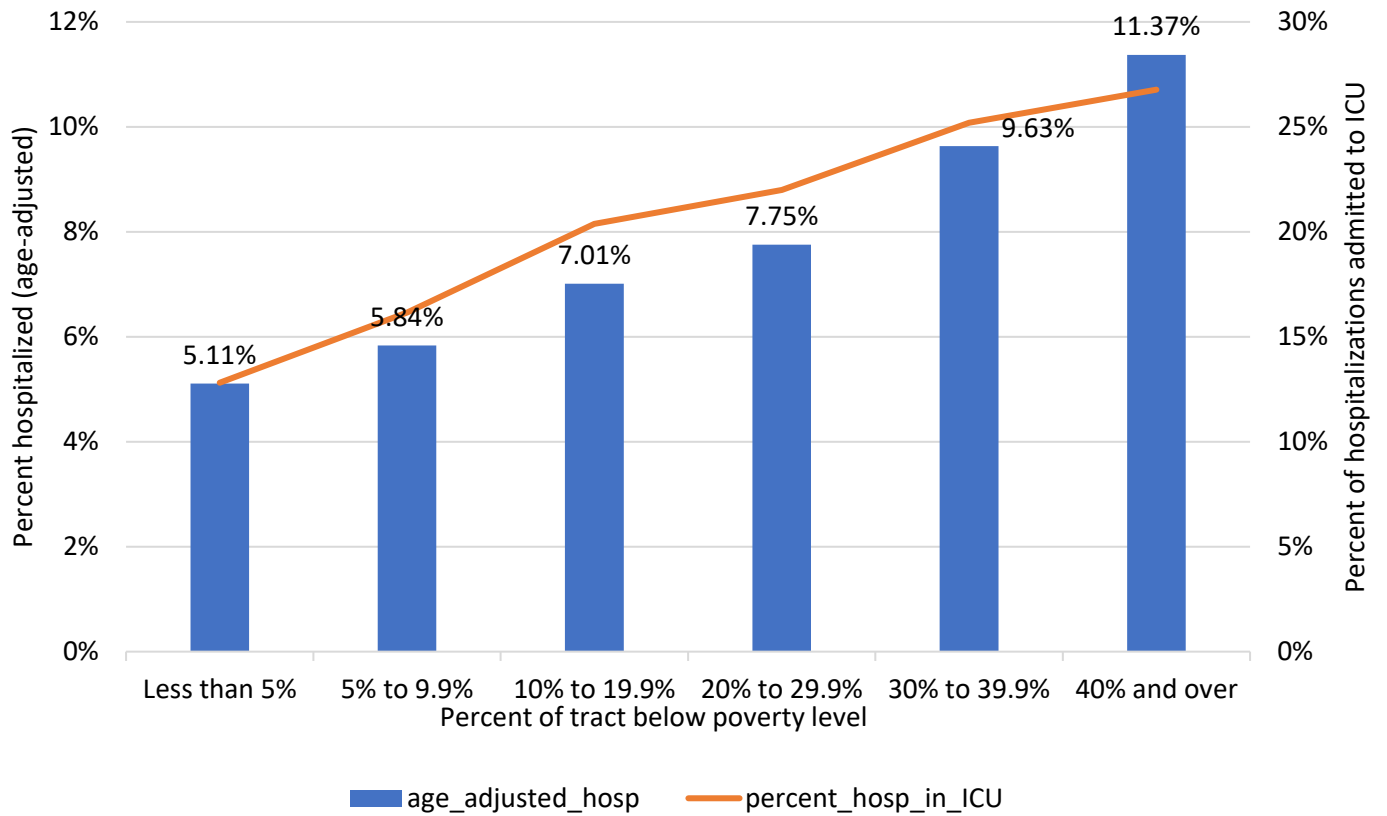


Percent of Tract Below Poverty Level

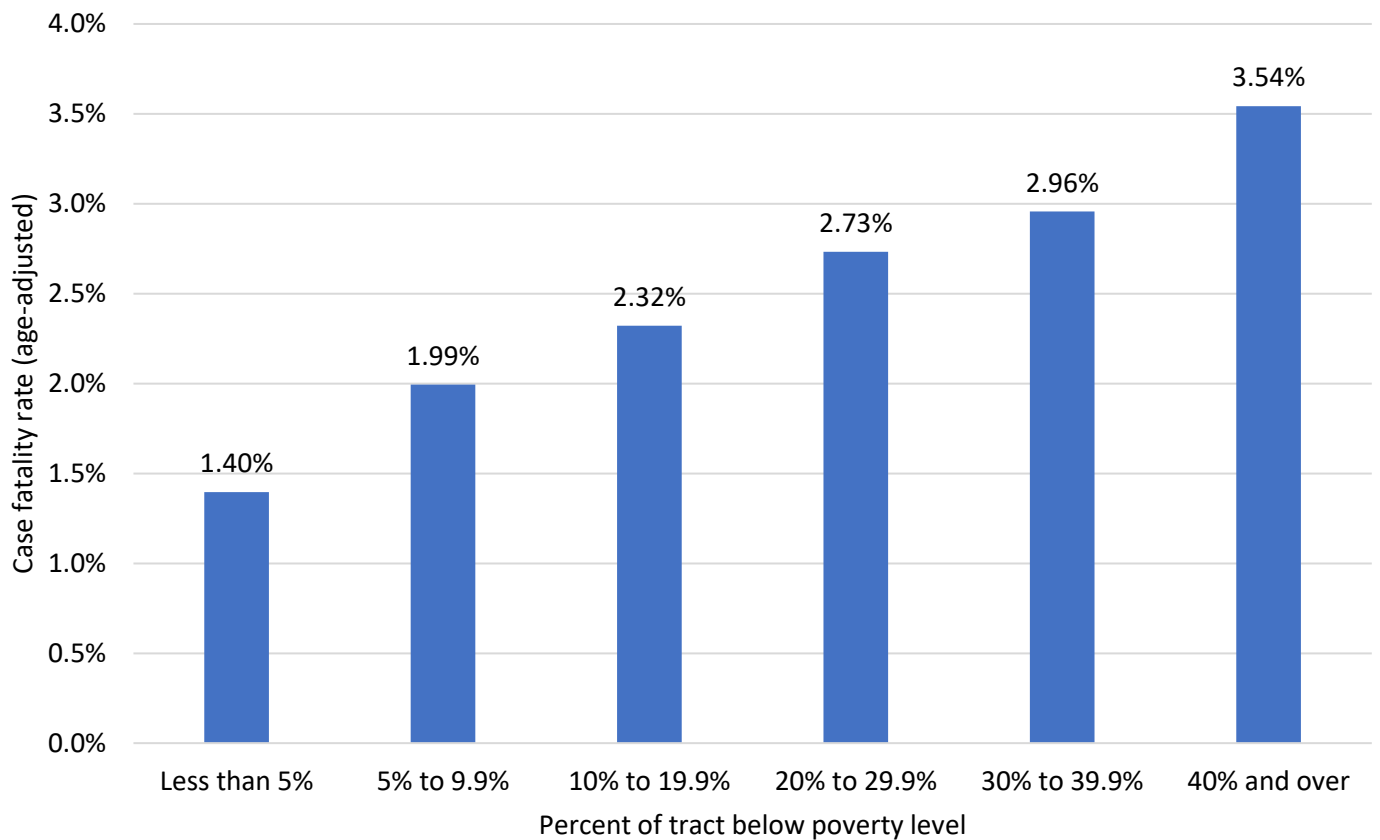
- Less than 5%
- 5% to 9.9%
- 10% to 19.9%
- 20% to 29.9%
- 30% to 39.9%
- 40% and over

Due to delays in reporting of positive lab results to NMDOH, data for the week of August 16 to August 22, 2021 are incomplete and subject to change.

### Hospitalizations and ICU stay by poverty level



### Case fatality rate by poverty level



## Data Sources

- **COVID-19 data**
  - **New Mexico Electronic Disease Surveillance System (NM-EDSS)**, Infectious Disease Epidemiology Bureau, Epidemiology and Response Division, New Mexico Department of Health.
  - **Salesforce/MTX COVID-19 Case Investigation Platform.**
- **Population Estimates:** University of New Mexico, Geospatial and Population Studies (GPS) Program.
- **Age-adjustment:** US 2000 Standard Population Weights
- **Poverty Rates, U.S. Census Bureau, American Community Survey (ACS)**, 2018 5-year estimates. Data from the 2017 5-year estimates were used in this analysis as proxy poverty data for those census tracts.
- **Case fatality rates.** Age-adjusted to the current distribution of U.S. COVID-19 cases: [CDC COVID Data Tracker](#)
- **Vaccination Data**
  - **New Mexico State Immunization Information System (NMSIIS)**, NMDOH Immunization Program, Public Health Division, New Mexico Department of Health
  - **Tiberius: HHS Protect-OWS**, US Health and Human Services, Department of Defense

## Data Notes

- **The data reported in this weekly update may not match the daily numbers that are reported in the New Mexico Department of Health (NMDOH) press releases and/or the NMDOH COVID-19 data dashboard. This may be due to variation in the date and time of data extraction from NM-EDSS, corrections after quality assurance review, and differences in the exclusion criteria.**
- **New Mexico Electronic Disease Surveillance System (NM-EDSS).** Disease incidence data are derived from reports of notifiable infectious diseases. NMDOH relies on health care providers, laboratories, hospitals, clinics, institutions and individuals to report suspected and confirmed notifiable infectious diseases in accordance with New Mexico Administrative Code 7.4.3.13. Under-reporting can occur due to of lack of awareness about reporting requirements or lack of compliance with those requirements. Not all cases of infectious diseases can be detected for various reasons including lack of access to health care services, lack of laboratory testing or concerns about confidentiality. Specific and standardized national case definitions are used to classify disease reports by case status.
- **New Mexico Population Estimates.** All population estimates apply to July 1 of 2018. Estimates include decimal fractions. The sum of population subgroup estimates may not exactly equal the overall state population estimate due to rounding error. Population estimates for previous years are occasionally revised as new information becomes available. When publishing trend data, always be sure that your rates for earlier years match current rates on NM-IBIS that have been calculated with the most up-to-date population estimates.
- **Case rate per 100,000 population.** A basic measure of disease-specific case frequency is a rate, which takes into account the number of cases and the population size. It is helpful in making public health decisions for a given population, relative to another population regardless of size.

## Appendix A

### Percentage of Cases by Reported Activities and POV Group

\*POV Group = Percent of track below poverty level

POV Group	Percent Gathering	Percent Shopping	Percent Gym	Percent Worship	Percent Restaurants	Percent Travel
Less than 5%	7.60%	24.07%	5.11%	5.01%	11.40%	16.60%
5% to 9.9%	6.77%	25.80%	3.79%	5.34%	9.66%	12.94%
10% to 19.9%	6.89%	26.14%	2.76%	4.73%	8.63%	10.50%
20% to 29.9%	6.79%	26.19%	2.38%	4.73%	7.58%	10.43%
30% to 39.9%	7.28%	26.43%	1.94%	3.80%	7.65%	11.53%
40% and over	6.40%	25.19%	1.88%	4.19%	7.02%	16.93%
NA	5.95%	23.73%	1.69%	3.47%	7.68%	10.24%

### Weekly Report Activity Data Prior to Illness

Collection Week	No	Unknown	Yes	Percent Yes	Activity
8/9/2021	68	17	26	27.65957447	Attending Other Gatherings
8/9/2021	1	110	0	0	Shopping
8/9/2021	65	13	33	33.67346939	Travel Outside NM
8/9/2021	90	17	4	4.255319149	Visits to Gyms
8/9/2021	50	59	2	3.846153846	Visits to Places of Worship
8/9/2021	72	18	21	22.58064516	Visits to Restaurants and Breweries
8/2/2021	494	77	46	8.518518519	Attending Other Gatherings
8/2/2021	362	145	110	23.30508475	Shopping
8/2/2021	405	62	150	27.02702703	Travel Outside NM
8/2/2021	524	77	16	2.962962963	Visits to Gyms
8/2/2021	476	106	35	6.849315068	Visits to Places of Worship
8/2/2021	452	85	80	15.03759398	Visits to Restaurants and Breweries
7/26/2021	1277	141	156	10.88625262	Attending Other Gatherings
7/26/2021	1056	229	289	21.48698885	Shopping
7/26/2021	1079	122	373	25.68870523	Travel Outside NM
7/26/2021	1369	141	64	4.46615492	Visits to Gyms
7/26/2021	1328	160	86	6.082036775	Visits to Places of Worship
7/26/2021	1215	156	203	14.31593794	Visits to Restaurants and Breweries
7/19/2021	962	93	86	8.20610687	Attending Other Gatherings
7/19/2021	773	152	216	21.84024267	Shopping
7/19/2021	778	88	275	26.11585945	Travel Outside NM
7/19/2021	1011	97	33	3.16091954	Visits to Gyms
7/19/2021	958	108	75	7.260406583	Visits to Places of Worship
7/19/2021	864	118	159	15.54252199	Visits to Restaurants and Breweries
7/12/2021	628	64	60	8.720930233	Attending Other Gatherings
7/12/2021	490	121	141	22.34548336	Shopping
7/12/2021	492	62	198	28.69565217	Travel Outside NM
7/12/2021	664	69	19	2.781844802	Visits to Gyms

7/12/2021	631	88	33	4.969879518	Visits to Places of Worship
7/12/2021	571	84	97	14.52095808	Visits to Restaurants and Breweries
7/5/2021	403	52	48	10.64301552	Attending Other Gatherings
7/5/2021	316	84	103	24.5823389	Shopping
7/5/2021	337	56	110	24.60850112	Travel Outside NM
7/5/2021	428	54	21	4.677060134	Visits to Gyms
7/5/2021	421	61	21	4.751131222	Visits to Places of Worship
7/5/2021	383	61	59	13.34841629	Visits to Restaurants and Breweries
6/28/2021	267	45	20	6.968641115	Attending Other Gatherings
6/28/2021	210	59	63	23.07692308	Shopping
6/28/2021	221	46	65	22.72727273	Travel Outside NM
6/28/2021	277	46	9	3.146853147	Visits to Gyms
6/28/2021	262	50	20	7.092198582	Visits to Places of Worship
6/28/2021	242	54	36	12.94964029	Visits to Restaurants and Breweries
6/21/2021	255	36	21	7.608695652	Attending Other Gatherings
6/21/2021	203	51	58	22.22222222	Shopping
6/21/2021	234	40	38	13.97058824	Travel Outside NM
6/21/2021	270	36	6	2.173913043	Visits to Gyms
6/21/2021	253	39	20	7.326007326	Visits to Places of Worship
6/21/2021	241	45	26	9.737827715	Visits to Restaurants and Breweries
6/14/2021	322	27	14	4.166666667	Attending Other Gatherings
6/14/2021	229	49	85	27.07006369	Shopping
6/14/2021	291	26	46	13.64985163	Travel Outside NM
6/14/2021	329	28	6	1.791044776	Visits to Gyms
6/14/2021	320	29	14	4.191616766	Visits to Places of Worship
6/14/2021	306	27	30	8.928571429	Visits to Restaurants and Breweries
6/7/2021	396	37	37	8.545034642	Attending Other Gatherings
6/7/2021	311	72	87	21.85929648	Shopping
6/7/2021	367	39	64	14.84918794	Travel Outside NM
6/7/2021	421	37	12	2.771362587	Visits to Gyms
6/7/2021	396	46	28	6.603773585	Visits to Places of Worship
6/7/2021	378	45	47	11.05882353	Visits to Restaurants and Breweries
5/31/2021	392	51	34	7.981220657	Attending Other Gatherings
5/31/2021	304	75	98	24.37810945	Shopping
5/31/2021	377	46	54	12.52900232	Travel Outside NM
5/31/2021	413	51	13	3.051643192	Visits to Gyms
5/31/2021	401	64	12	2.905569007	Visits to Places of Worship
5/31/2021	384	58	35	8.353221957	Visits to Restaurants and Breweries
5/24/2021	520	69	33	5.967450271	Attending Other Gatherings
5/24/2021	414	92	116	21.88679245	Shopping
5/24/2021	498	56	68	12.01413428	Travel Outside NM
5/24/2021	542	69	11	1.98915009	Visits to Gyms
5/24/2021	528	70	24	4.347826087	Visits to Places of Worship
5/24/2021	497	76	49	8.974358974	Visits to Restaurants and Breweries
5/17/2021	683	63	38	5.270457698	Attending Other Gatherings
5/17/2021	520	107	157	23.19054653	Shopping

5/17/2021	668	54	62	8.493150685	Travel Outside NM
5/17/2021	707	65	12	1.668984701	Visits to Gyms
5/17/2021	675	74	35	4.929577465	Visits to Places of Worship
5/17/2021	646	72	66	9.269662921	Visits to Restaurants and Breweries
5/10/2021	811	59	44	5.14619883	Attending Other Gatherings
5/10/2021	659	102	153	18.84236453	Shopping
5/10/2021	775	54	85	9.88372093	Travel Outside NM
5/10/2021	829	63	22	2.58519389	Visits to Gyms
5/10/2021	786	78	50	5.980861244	Visits to Places of Worship
5/10/2021	767	69	78	9.230769231	Visits to Restaurants and Breweries
5/3/2021	978	79	38	3.74015748	Attending Other Gatherings
5/3/2021	756	145	194	20.42105263	Shopping
5/3/2021	934	69	92	8.966861598	Travel Outside NM
5/3/2021	990	81	24	2.366863905	Visits to Gyms
5/3/2021	940	99	56	5.62248996	Visits to Places of Worship
5/3/2021	927	94	74	7.392607393	Visits to Restaurants and Breweries
4/26/2021	1167	92	50	4.108463435	Attending Other Gatherings
4/26/2021	955	149	205	17.67241379	Shopping
4/26/2021	1091	75	143	11.58833063	Travel Outside NM
4/26/2021	1183	96	30	2.473206925	Visits to Gyms
4/26/2021	1135	109	65	5.416666667	Visits to Places of Worship
4/26/2021	1102	108	99	8.243130724	Visits to Restaurants and Breweries
4/19/2021	1161	79	48	3.970223325	Attending Other Gatherings
4/19/2021	932	131	225	19.44684529	Shopping
4/19/2021	1118	64	106	8.660130719	Travel Outside NM
4/19/2021	1169	82	37	3.067993367	Visits to Gyms
4/19/2021	1147	83	58	4.813278008	Visits to Places of Worship
4/19/2021	1109	90	89	7.429048414	Visits to Restaurants and Breweries
4/12/2021	1144	59	57	4.746044963	Attending Other Gatherings
4/12/2021	917	109	234	20.3301477	Shopping
4/12/2021	1058	53	149	12.34465617	Travel Outside NM
4/12/2021	1167	58	35	2.911813644	Visits to Gyms
4/12/2021	1113	73	74	6.234203875	Visits to Places of Worship
4/12/2021	1075	70	115	9.663865546	Visits to Restaurants and Breweries
4/5/2021	1128	64	85	7.007419621	Attending Other Gatherings
4/5/2021	862	168	247	22.2723174	Shopping
4/5/2021	1070	59	148	12.15106732	Travel Outside NM
4/5/2021	1177	67	33	2.727272727	Visits to Gyms
4/5/2021	1096	99	82	6.960950764	Visits to Places of Worship
4/5/2021	1093	74	110	9.143807149	Visits to Restaurants and Breweries
3/29/2021	866	54	52	5.664488017	Attending Other Gatherings
3/29/2021	661	119	192	22.5087925	Shopping
3/29/2021	773	60	139	15.24122807	Travel Outside NM
3/29/2021	729	210	33	4.330708661	Visits to Gyms
3/29/2021	700	223	49	6.542056075	Visits to Places of Worship
3/29/2021	809	66	97	10.70640177	Visits to Restaurants and Breweries

3/22/2021	889	59	47	5.021367521	Attending Other Gatherings
3/22/2021	644	111	240	27.14932127	Shopping
3/22/2021	839	48	108	11.40443506	Travel Outside NM
3/22/2021	816	152	27	3.202846975	Visits to Gyms
3/22/2021	823	149	23	2.718676123	Visits to Places of Worship
3/22/2021	836	63	96	10.30042918	Visits to Restaurants and Breweries
3/15/2021	920	44	33	3.462749213	Attending Other Gatherings
3/15/2021	691	120	186	21.20866591	Shopping
3/15/2021	862	53	82	8.686440678	Travel Outside NM
3/15/2021	810	154	33	3.914590747	Visits to Gyms
3/15/2021	820	154	23	2.728351127	Visits to Places of Worship
3/15/2021	849	56	92	9.776833156	Visits to Restaurants and Breweries
3/8/2021	1024	54	31	2.938388626	Attending Other Gatherings
3/8/2021	767	114	228	22.91457286	Shopping
3/8/2021	964	58	87	8.277830637	Travel Outside NM
3/8/2021	988	97	24	2.371541502	Visits to Gyms
3/8/2021	973	97	39	3.853754941	Visits to Places of Worship
3/8/2021	949	80	80	7.774538387	Visits to Restaurants and Breweries
3/1/2021	1134	73	52	4.384485666	Attending Other Gatherings
3/1/2021	840	173	246	22.6519337	Shopping
3/1/2021	1090	73	96	8.094435076	Travel Outside NM
3/1/2021	1128	95	36	3.092783505	Visits to Gyms
3/1/2021	1118	101	40	3.454231434	Visits to Places of Worship
3/1/2021	1074	100	85	7.333908542	Visits to Restaurants and Breweries
2/22/2021	1335	110	50	3.610108303	Attending Other Gatherings
2/22/2021	1038	188	269	20.58148432	Shopping
2/22/2021	1257	111	127	9.176300578	Travel Outside NM
2/22/2021	1293	152	50	3.723008191	Visits to Gyms
2/22/2021	1282	158	55	4.11368736	Visits to Places of Worship
2/22/2021	1239	156	100	7.468259895	Visits to Restaurants and Breweries
2/15/2021	1406	120	39	2.698961938	Attending Other Gatherings
2/15/2021	1054	210	301	22.21402214	Shopping
2/15/2021	1314	130	121	8.432055749	Travel Outside NM
2/15/2021	1351	174	40	2.875629044	Visits to Gyms
2/15/2021	1327	181	57	4.11849711	Visits to Places of Worship
2/15/2021	1302	178	85	6.128334535	Visits to Restaurants and Breweries
2/8/2021	1697	149	51	2.917620137	Attending Other Gatherings
2/8/2021	1244	318	335	21.21595947	Shopping
2/8/2021	1591	148	158	9.033733562	Travel Outside NM
2/8/2021	1642	205	50	2.955082742	Visits to Gyms
2/8/2021	1614	222	61	3.641791045	Visits to Places of Worship
2/8/2021	1643	206	48	2.838557067	Visits to Restaurants and Breweries
2/1/2021	2334	184	57	2.383939774	Attending Other Gatherings
2/1/2021	1764	396	415	19.04543369	Shopping
2/1/2021	2209	178	188	7.843137255	Travel Outside NM
2/1/2021	2244	265	66	2.857142857	Visits to Gyms

2/1/2021	2203	289	83	3.63079615	Visits to Places of Worship
2/1/2021	2243	268	64	2.774165583	Visits to Restaurants and Breweries
1/25/2021	2658	252	53	1.954998156	Attending Other Gatherings
1/25/2021	2013	497	453	18.36982968	Shopping
1/25/2021	2520	240	203	7.455012853	Travel Outside NM
1/25/2021	2555	337	71	2.703731912	Visits to Gyms
1/25/2021	2511	372	80	3.087610961	Visits to Places of Worship
1/25/2021	2564	343	56	2.13740458	Visits to Restaurants and Breweries
1/18/2021	2021	285	53	2.555448409	Attending Other Gatherings
1/18/2021	1434	536	389	21.3384531	Shopping
1/18/2021	1908	276	175	8.401344215	Travel Outside NM
1/18/2021	1966	348	45	2.23769269	Visits to Gyms
1/18/2021	1919	394	46	2.340966921	Visits to Places of Worship
1/18/2021	1969	345	45	2.234359484	Visits to Restaurants and Breweries
1/11/2021	1667	293	38	2.228739003	Attending Other Gatherings
1/11/2021	1215	517	266	17.96083727	Shopping
1/11/2021	1551	291	156	9.13884007	Travel Outside NM
1/11/2021	1616	352	30	1.822600243	Visits to Gyms
1/11/2021	1554	410	34	2.141057935	Visits to Places of Worship
1/11/2021	1606	359	33	2.013422819	Visits to Restaurants and Breweries
1/4/2021	2150	345	90	4.017857143	Attending Other Gatherings
1/4/2021	1550	650	385	19.89664083	Shopping
1/4/2021	2022	349	214	9.570661896	Travel Outside NM
1/4/2021	2137	423	25	1.156336725	Visits to Gyms
1/4/2021	2051	480	54	2.565320665	Visits to Places of Worship
1/4/2021	2118	424	43	1.989819528	Visits to Restaurants and Breweries
12/28/2020	1723	316	79	4.384017758	Attending Other Gatherings
12/28/2020	1297	578	243	15.77922078	Shopping
12/28/2020	1620	331	167	9.345271405	Travel Outside NM
12/28/2020	1739	358	21	1.193181818	Visits to Gyms
12/28/2020	1641	432	45	2.669039146	Visits to Places of Worship
12/28/2020	1737	355	26	1.474758934	Visits to Restaurants and Breweries
12/21/2020	1244	229	58	4.4546851	Attending Other Gatherings
12/21/2020	846	458	227	21.1556384	Shopping
12/21/2020	1187	234	110	8.481110254	Travel Outside NM
12/21/2020	1224	282	25	2.001601281	Visits to Gyms
12/21/2020	1170	329	32	2.662229617	Visits to Places of Worship
12/21/2020	1233	276	22	1.752988048	Visits to Restaurants and Breweries
12/14/2020	1521	329	41	2.624839949	Attending Other Gatherings
12/14/2020	997	649	245	19.72624799	Shopping
12/14/2020	1424	346	121	7.83171521	Travel Outside NM
12/14/2020	1493	371	27	1.776315789	Visits to Gyms
12/14/2020	1373	466	52	3.649122807	Visits to Places of Worship
12/14/2020	1483	381	27	1.78807947	Visits to Restaurants and Breweries
12/7/2020	894	332	75	7.73993808	Attending Other Gatherings
12/7/2020	449	718	134	22.98456261	Shopping

12/7/2020	864	351	86	9.052631579	Travel Outside NM
12/7/2020	936	359	6	0.636942675	Visits to Gyms
12/7/2020	831	460	10	1.189060642	Visits to Places of Worship
12/7/2020	926	359	16	1.6985138	Visits to Restaurants and Breweries
11/30/2020	1056	503	72	6.382978723	Attending Other Gatherings
11/30/2020	525	935	171	24.56896552	Shopping
11/30/2020	1013	535	83	7.572992701	Travel Outside NM
11/30/2020	1098	530	3	0.272479564	Visits to Gyms
11/30/2020	987	623	21	2.083333333	Visits to Places of Worship
11/30/2020	1085	530	16	1.453224342	Visits to Restaurants and Breweries
11/23/2020	966	481	26	2.620967742	Attending Other Gatherings
11/23/2020	468	771	234	33.33333333	Shopping
11/23/2020	902	498	73	7.487179487	Travel Outside NM
11/23/2020	957	504	12	1.238390093	Visits to Gyms
11/23/2020	850	600	23	2.634593356	Visits to Places of Worship
11/23/2020	918	507	48	4.968944099	Visits to Restaurants and Breweries
11/16/2020	1556	598	76	4.656862745	Attending Other Gatherings
11/16/2020	879	859	492	35.88621444	Shopping
11/16/2020	1497	623	110	6.845052894	Travel Outside NM
11/16/2020	1528	657	45	2.860775588	Visits to Gyms
11/16/2020	1385	769	76	5.201916496	Visits to Places of Worship
11/16/2020	1427	652	151	9.569074778	Visits to Restaurants and Breweries
11/9/2020	2850	595	217	7.0753179	Attending Other Gatherings
11/9/2020	1553	1177	932	37.50503018	Shopping
11/9/2020	2861	634	167	5.515191546	Travel Outside NM
11/9/2020	2880	677	105	3.51758794	Visits to Gyms
11/9/2020	2723	793	146	5.088881143	Visits to Places of Worship
11/9/2020	2679	668	315	10.52104208	Visits to Restaurants and Breweries
11/2/2020	4444	582	452	9.232026144	Attending Other Gatherings
11/2/2020	2746	1188	1544	35.99067599	Shopping
11/2/2020	4486	648	344	7.122153209	Travel Outside NM
11/2/2020	4648	669	161	3.347889374	Visits to Gyms
11/2/2020	4454	735	289	6.093189964	Visits to Places of Worship
11/2/2020	4257	673	548	11.40478668	Visits to Restaurants and Breweries
10/26/2020	3161	475	205	6.090314914	Attending Other Gatherings
10/26/2020	1965	890	986	33.41240258	Shopping
10/26/2020	3052	488	301	8.977035491	Travel Outside NM
10/26/2020	3217	514	110	3.306281936	Visits to Gyms
10/26/2020	3067	564	210	6.408300275	Visits to Places of Worship
10/26/2020	2938	538	365	11.0505601	Visits to Restaurants and Breweries
10/19/2020	3715	488	285	7.125	Attending Other Gatherings
10/19/2020	2333	1036	1119	32.41599073	Shopping
10/19/2020	3509	546	433	10.98427194	Travel Outside NM
10/19/2020	3874	490	124	3.101550775	Visits to Gyms
10/19/2020	3666	576	246	6.288343558	Visits to Places of Worship
10/19/2020	3486	546	456	11.56773212	Visits to Restaurants and Breweries

10/12/2020	2570	324	237	8.44317777	Attending Other Gatherings
10/12/2020	1601	625	905	36.11332801	Shopping
10/12/2020	2400	360	371	13.38866835	Travel Outside NM
10/12/2020	2739	291	101	3.556338028	Visits to Gyms
10/12/2020	2578	332	221	7.895677028	Visits to Places of Worship
10/12/2020	2362	326	443	15.79322638	Visits to Restaurants and Breweries
10/5/2020	1772	233	206	10.41456016	Attending Other Gatherings
10/5/2020	1141	448	622	35.28077141	Shopping
10/5/2020	1706	234	271	13.70763784	Travel Outside NM
10/5/2020	1931	215	65	3.256513026	Visits to Gyms
10/5/2020	1852	233	126	6.370070779	Visits to Places of Worship
10/5/2020	1663	238	310	15.71211353	Visits to Restaurants and Breweries
9/28/2020	1006	119	254	20.15873016	Attending Other Gatherings
9/28/2020	648	331	400	38.16793893	Shopping
9/28/2020	1079	126	174	13.88667199	Travel Outside NM
9/28/2020	1212	112	55	4.340962904	Visits to Gyms
9/28/2020	1160	126	93	7.422186752	Visits to Places of Worship
9/28/2020	1081	122	176	14.00159109	Visits to Restaurants and Breweries
9/21/2020	727	103	205	21.99570815	Attending Other Gatherings
9/21/2020	458	292	285	38.35800808	Shopping
9/21/2020	766	133	136	15.07760532	Travel Outside NM
9/21/2020	908	99	28	2.991452991	Visits to Gyms
9/21/2020	863	122	50	5.47645126	Visits to Places of Worship
9/21/2020	785	103	147	15.77253219	Visits to Restaurants and Breweries
9/14/2020	489	68	120	19.7044335	Attending Other Gatherings
9/14/2020	331	161	185	35.85271318	Shopping
9/14/2020	494	75	108	17.94019934	Travel Outside NM
9/14/2020	596	61	20	3.246753247	Visits to Gyms
9/14/2020	572	64	41	6.688417618	Visits to Places of Worship
9/14/2020	516	69	92	15.13157895	Visits to Restaurants and Breweries
9/7/2020	333	102	93	21.83098592	Attending Other Gatherings
9/7/2020	228	193	107	31.94029851	Shopping
9/7/2020	342	95	91	21.01616628	Travel Outside NM
9/7/2020	417	99	12	2.797202797	Visits to Gyms
9/7/2020	407	94	27	6.221198157	Visits to Places of Worship
9/7/2020	368	102	58	13.61502347	Visits to Restaurants and Breweries
8/31/2020	416	67	75	15.27494908	Attending Other Gatherings
8/31/2020	246	175	137	35.77023499	Shopping
8/31/2020	412	74	72	14.87603306	Travel Outside NM
8/31/2020	481	63	14	2.828282828	Visits to Gyms
8/31/2020	464	67	27	5.49898167	Visits to Places of Worship
8/31/2020	438	71	49	10.06160164	Visits to Restaurants and Breweries
8/24/2020	487	121	98	16.75213675	Attending Other Gatherings
8/24/2020	296	262	148	33.33333333	Shopping
8/24/2020	506	120	80	13.65187713	Travel Outside NM
8/24/2020	573	120	13	2.218430034	Visits to Gyms

8/24/2020	546	122	38	6.506849315	Visits to Places of Worship
8/24/2020	537	123	46	7.890222985	Visits to Restaurants and Breweries
8/17/2020	549	62	56	9.256198347	Attending Other Gatherings
8/17/2020	525	65	77	12.79069767	Travel Outside NM
8/17/2020	599	63	5	0.82781457	Visits to Gyms
8/17/2020	582	65	20	3.322259136	Visits to Places of Worship
8/17/2020	573	65	29	4.817275748	Visits to Restaurants and Breweries
8/10/2020	539	92	77	12.5	Attending Other Gatherings
8/10/2020	504	99	105	17.24137931	Travel Outside NM
8/10/2020	607	92	9	1.461038961	Visits to Gyms
8/10/2020	590	97	21	3.436988543	Visits to Places of Worship
8/10/2020	590	94	24	3.908794788	Visits to Restaurants and Breweries
8/3/2020	615	159	84	12.01716738	Attending Other Gatherings
8/3/2020	572	163	123	17.69784173	Travel Outside NM
8/3/2020	694	156	8	1.13960114	Visits to Gyms
8/3/2020	655	166	37	5.346820809	Visits to Places of Worship
8/3/2020	654	158	46	6.571428571	Visits to Restaurants and Breweries
7/27/2020	799	187	60	6.984866123	Attending Other Gatherings
7/27/2020	727	189	130	15.16919487	Travel Outside NM
7/27/2020	844	179	23	2.652825836	Visits to Gyms
7/27/2020	816	195	35	4.112808461	Visits to Places of Worship
7/27/2020	811	180	55	6.351039261	Visits to Restaurants and Breweries
7/20/2020	902	283	145	13.84909265	Attending Other Gatherings
7/20/2020	877	285	168	16.07655502	Travel Outside NM
7/20/2020	1022	284	24	2.294455067	Visits to Gyms
7/20/2020	983	304	43	4.191033138	Visits to Places of Worship
7/20/2020	959	291	80	7.699711261	Visits to Restaurants and Breweries
7/13/2020	986	262	156	13.66024518	Attending Other Gatherings
7/13/2020	972	249	183	15.84415584	Travel Outside NM
7/13/2020	1118	258	28	2.443280977	Visits to Gyms
7/13/2020	1064	277	63	5.590062112	Visits to Places of Worship
7/13/2020	1000	257	147	12.81604185	Visits to Restaurants and Breweries
7/6/2020	1001	304	143	12.5	Attending Other Gatherings
7/6/2020	912	279	257	21.98460222	Travel Outside NM
7/6/2020	1103	294	51	4.419410745	Visits to Gyms
7/6/2020	1081	332	35	3.136200717	Visits to Places of Worship
7/6/2020	963	302	183	15.96858639	Visits to Restaurants and Breweries