

# NEW MEXICO COVID-19 CASES UPDATE

## DEMOGRAPHICS

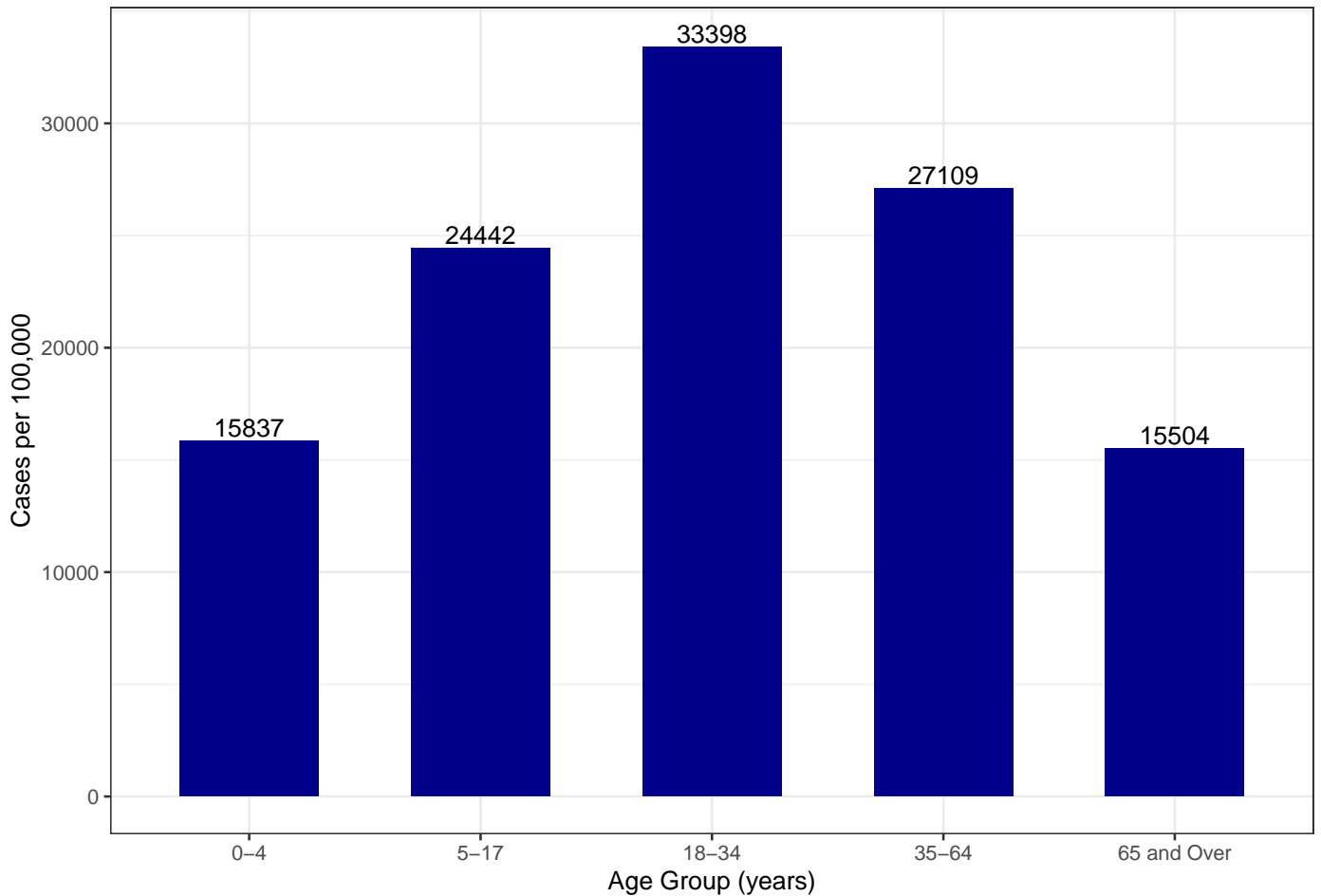
### May 30, 2022

Unless stated otherwise, all data reported here exclude cases who are from out-of-state and cases who are detainees in Federal Immigration and Customs Enforcement (ICE) facilities.

Total Cases	Cases in the Last 7 Days
536,010 <sup>1</sup>	3939

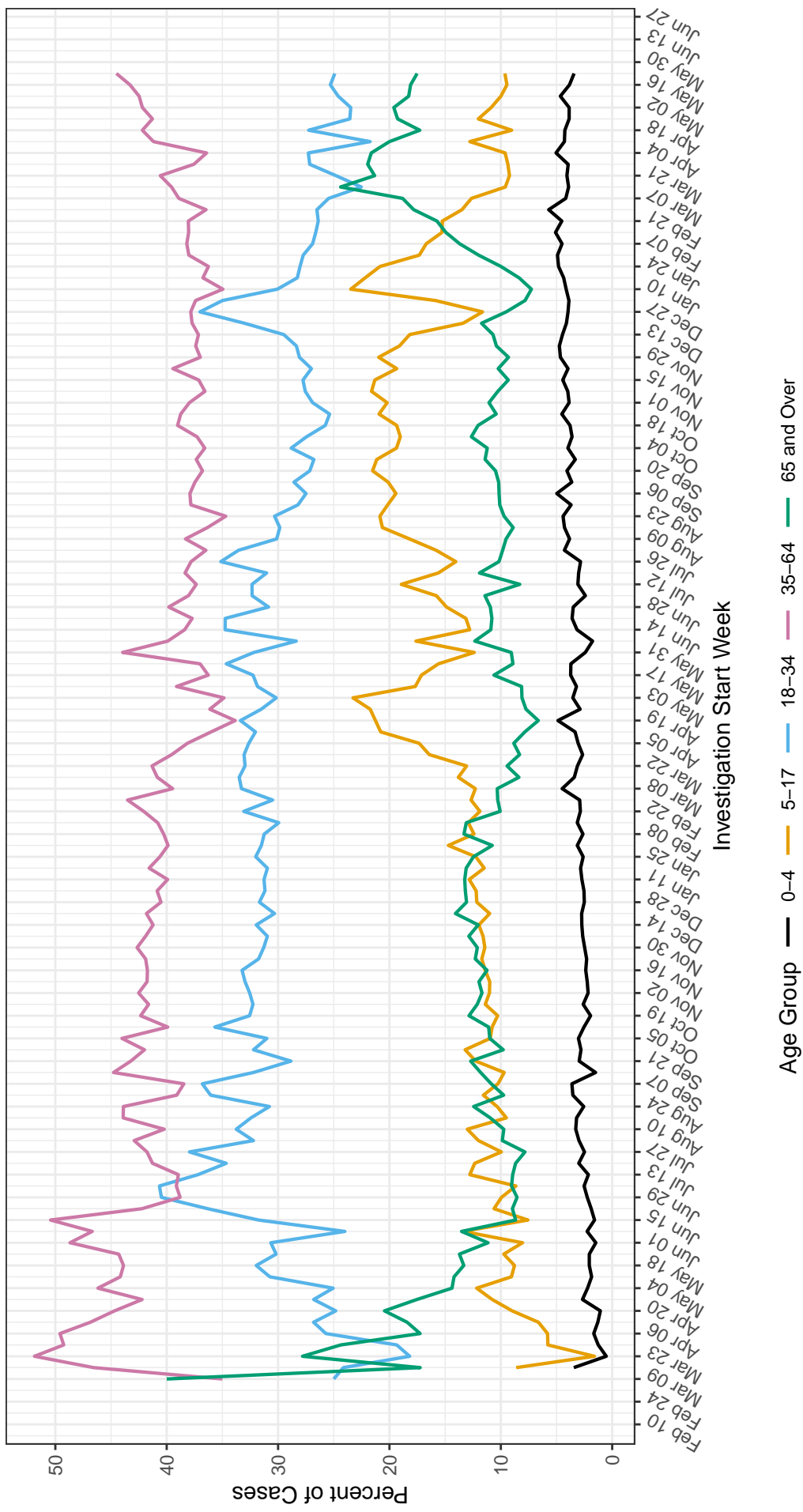
## SECTION 1: AGE

### Case rate per 100,000 population by age



177 cases with missing age information were excluded.

# Percentage of new cases each week by age



177 cases with missing age information were excluded. For each investigation start week, the sum of the percentages for each age group is 100%.

## Daily case rate per 100,000 population by age

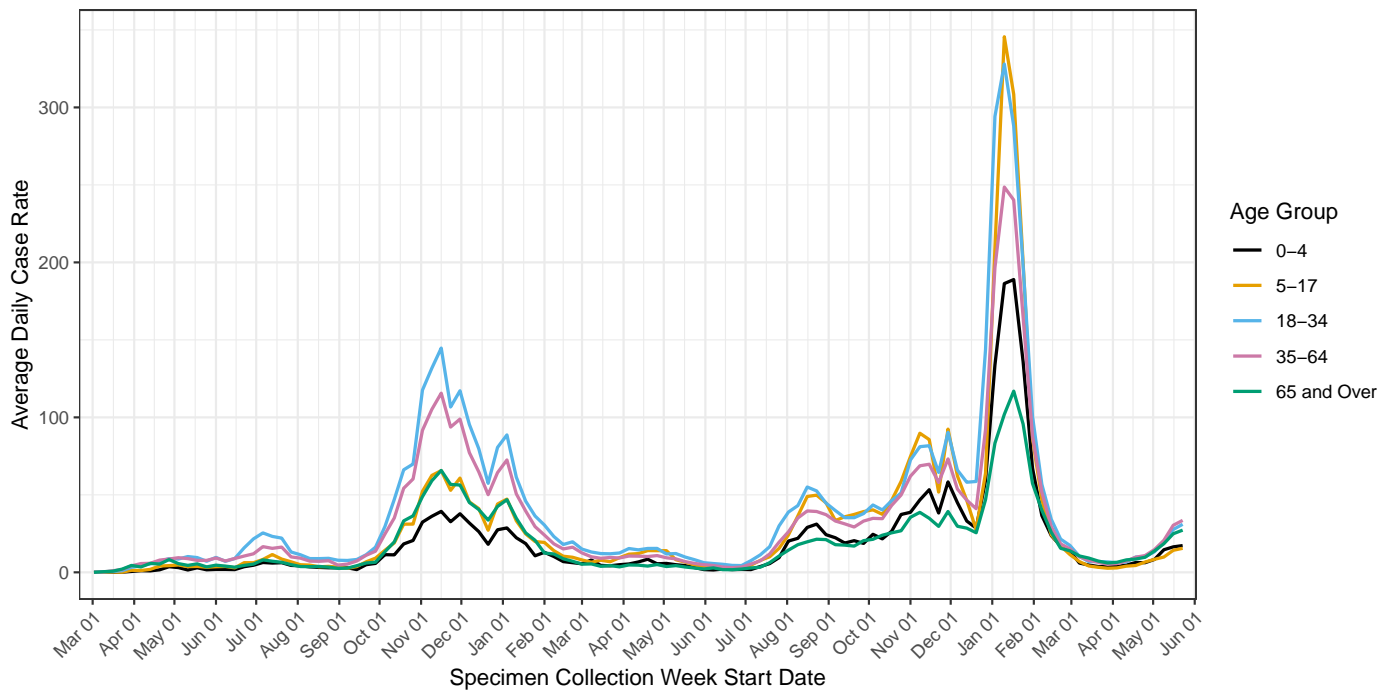


Figure excludes 177 individuals without age information and individuals who are not residents of New Mexico. Due to delays in reporting of positive lab results to NMDOH, data for the week of 2022-05-23 to 2022-05-29 are incomplete and subject to change.

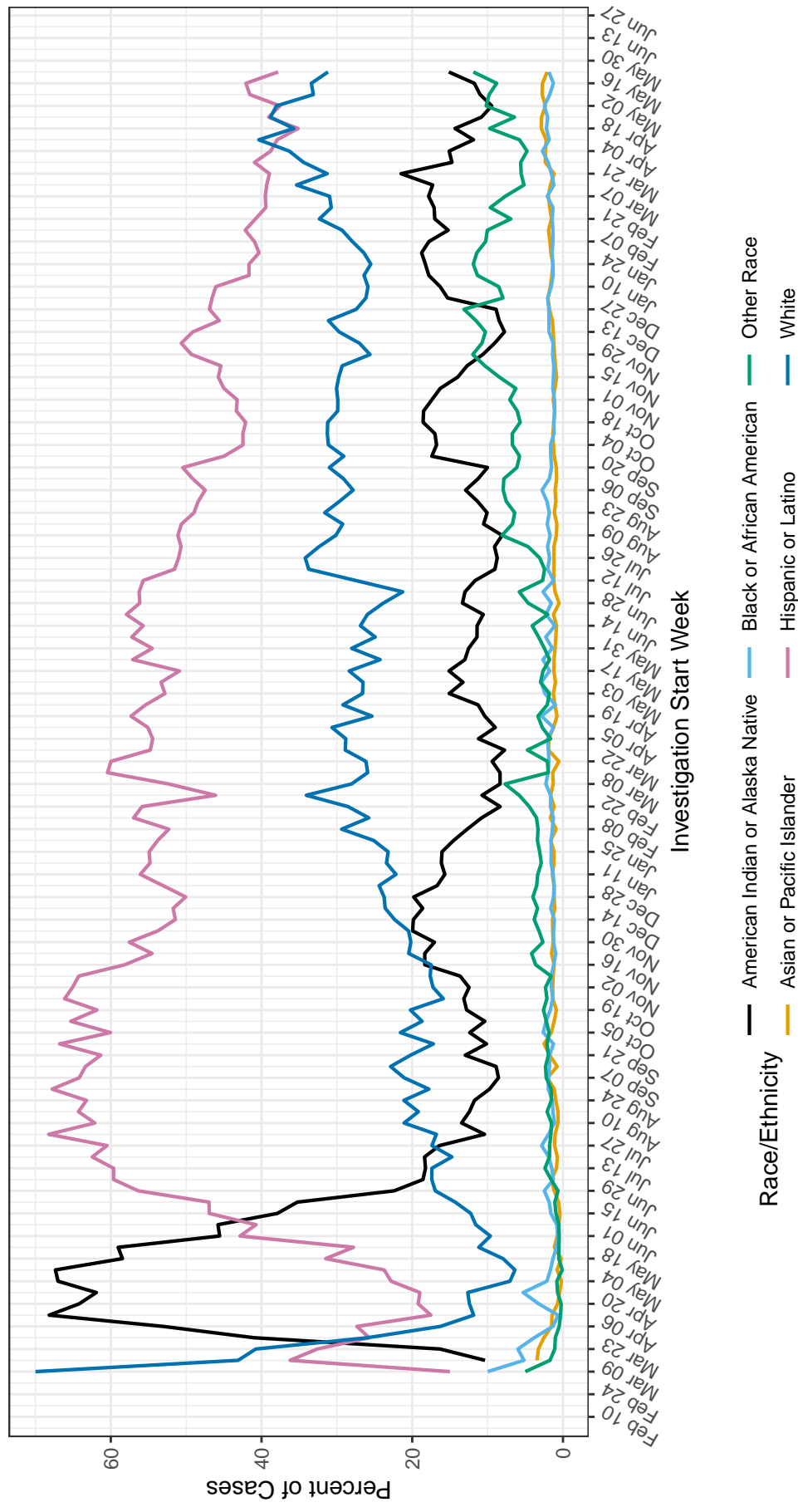
## SECTION 2: RACE/ETHNICITY

### Cumulative age-adjusted case rate per 100,000 population by race/ethnicity

Race/Ethnicity	Case rate per 100,000
American Indian or Alaska Native	35,974
Asian or Pacific Islander	15,516
Black or African American	13,774
Hispanic or Latino	20,379
White	14,912

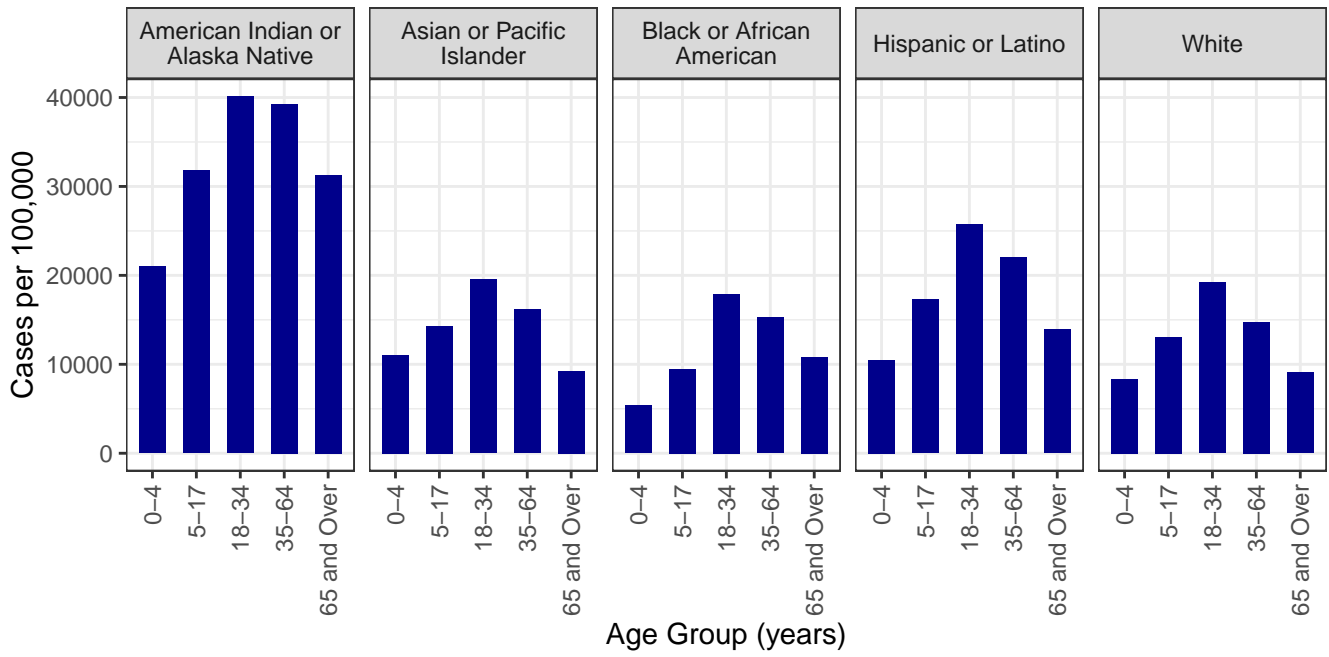
108,103 cases with missing Race/Ethnicity information and 177 cases missing age information were excluded. 27,439 cases who self-identified as Other Race were also excluded due to missing population estimates in New Mexico.

# Percentage of new cases each week by Race/Ethnicity



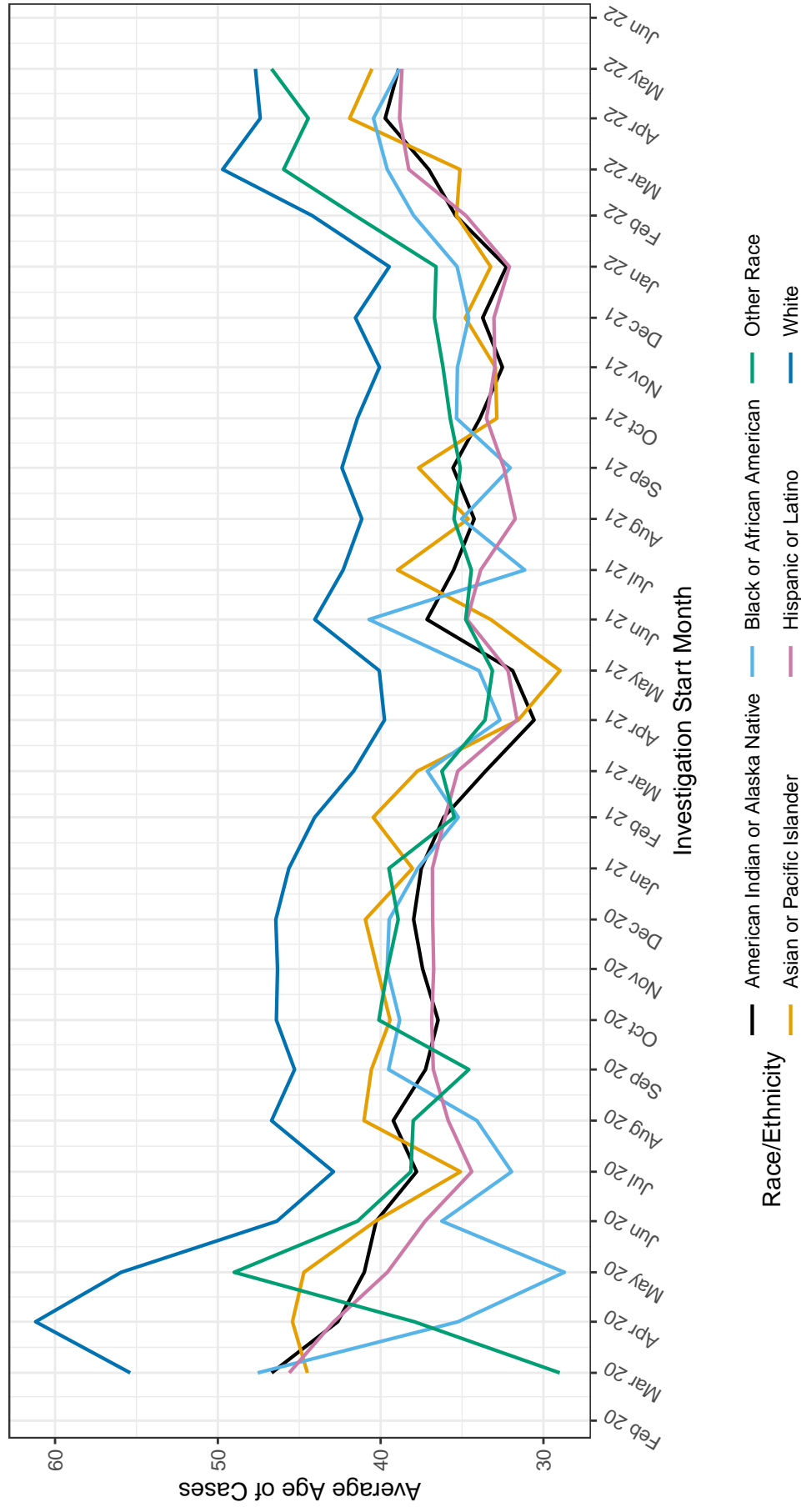
108,103 cases with missing Race/Ethnicity were excluded. For each investigation start week, the sum of the percentages for each Race/Ethnicity group is 100%.

## Cumulative case rate per 100,000 by Race/Ethnicity and age



177 cases with missing age information and 108,103 cases with missing Race/Ethnicity information were excluded.

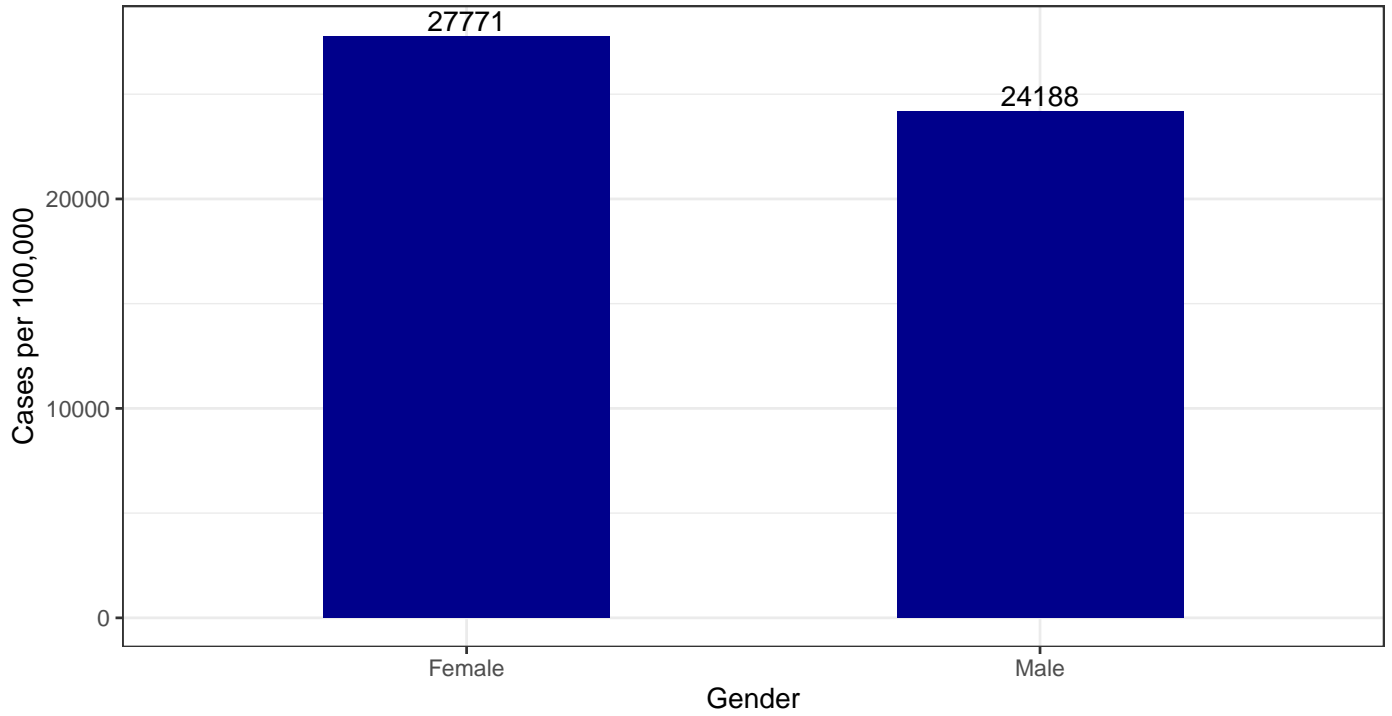
# Average age by race/ethnicity over time



177 cases with missing age information and 108,103 cases with missing Race/Ethnicity information were excluded.

## SECTION 3: GENDER

### Cumulative age-adjusted case rate per 100,000 population by gender



8,091 cases with unknown or missing gender information and 177 cases missing age information were excluded.



## Data Sources

- **COVID-19 data:**
- **New Mexico Electronic Disease Surveillance System (NM-EDSS)**, Infectious Disease Epidemiology Bureau, Epidemiology and Response Division, New Mexico Department of Health.
- **Salesforce/MTX COVID-19 Case Investigation Platform.**
- **Population Estimates:** University of New Mexico, Geospatial and Population Studies (GPS) Program.
- **Age-adjustment:** US 2000 Standard Population Weights

## Data Notes

- **The data reported in this weekly update may not match the daily numbers that are reported in the New Mexico Department of Health (NMDOH) press releases and/or the NMDOH COVID-19 data dashboard. This may be due to variation in the date and time of data extraction from NM-EDSS, corrections after quality assurance review, and differences in the exclusion criteria.**
- **New Mexico Electronic Disease Surveillance System (NM-EDSS).** Disease incidence data are derived from reports of notifiable infectious diseases. NMDOH relies on health care providers, laboratories, hospitals, clinics, institutions and individuals to report suspected and confirmed notifiable infectious diseases in accordance with New Mexico Administrative Code 7.4.3.13. Under-reporting can occur due to lack of awareness about reporting requirements or lack of compliance with those requirements. Not all cases of infectious diseases can be detected for various reasons including lack of access to health care services, lack of laboratory testing or concerns about confidentiality. Specific and standardized national case definitions are used to classify disease reports by case status.
- **New Mexico Population Estimates.** All population estimates apply to July 1 of 2019. Estimates include decimal fractions. The sum of population subgroup estimates may not exactly equal the overall state population estimate due to rounding error. Population estimates for previous years are occasionally revised as new information becomes available. When publishing trend data, always be sure that your rates for earlier years match current rates on NM-IBIS that have been calculated with the most up-to-date population estimates.
- **Race/Ethnicity.** Race/Ethnicity are reported as a single variable according to the selection of the case. Any case who is Hispanic is in the Hispanic category and all other races are non-Hispanic.
- **Gender** refers to a person's internal sense of being male, female, some combination of male and female, or neither male nor female. **Sex** refers to the biological anatomy of an individual's reproductive system, and secondary sex characteristics.
- **Case rate per 100,000 population.** A basic measure of disease-specific case frequency is a rate, which takes into account the number of cases and the population size. It is helpful in making public health decisions for a given population, relative to another population regardless of size.
- **Age-adjusted case rate per 100,000 population.** The age-distribution of a population (the number of people in particular age categories) can change over time and can be different in different geographic areas. The use of age-adjusted rates permits a valid comparison among populations. It ensures that the differences in cases from one population to another are not due to differences in the age distribution of the populations being compared.