

# New Mexico COVID-19 Cases Update

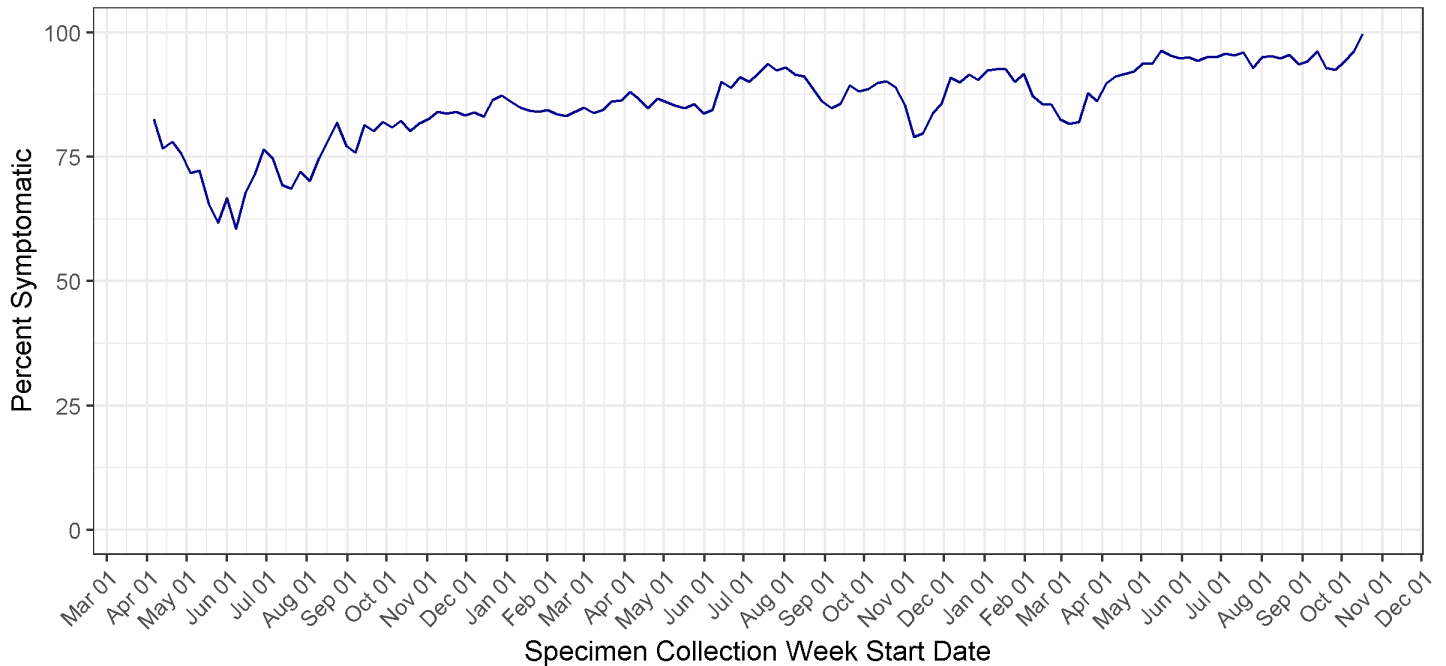
## HEALTH AND SOCIAL CHARACTERISTICS

### October 24, 2022

Total Cases	Cases in the Last 7 Days
625,236 <sup>1</sup>	2310

### SECTION 1: SYMPTOMS

#### Percentage of cases reporting symptoms each week



Data for the week of 2022-10-17 to 2022-10-23, 2021 are incomplete and subject to change.

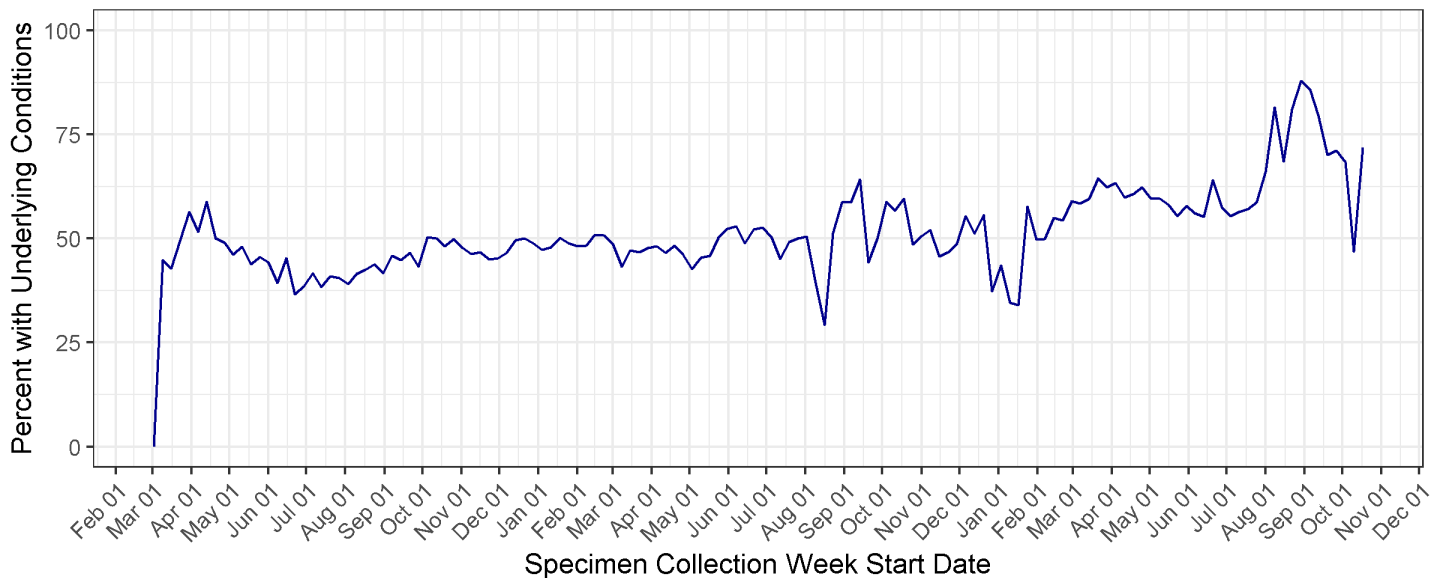
<sup>1</sup> Total cases, as reported on cv.nmhealth.org, include ICE detainees.

## Percentage of specific symptoms reported by cases

Symptom	Percent of Symptomatic Respondents
Fever (Measured or Subjective)	46.5%
Chills	45.9%
Muscle Aches	56.7%
Runny Nose	57.5%
Sore Throat	51.7%
Cough	70.7%
Shortness of Breath	26.6%
Nausea or Vomiting	24.3%
Headache	66.1%
Abdominal Pain	15.5%
Diarrhea	28.0%
Fatigue	67.7%
Loss of Appetite	36.6%
Loss of Taste or Smell	38.1%

Data on “Loss of Taste or Smell” are from cases with positive tests on or after 8/3/2020, as this question was not asked consistently until August. Previously, measured fever (100.5 degrees Fahrenheit or higher) and subjective fever were reported as separate symptoms. From this week forward, cases reporting either of these symptoms will be recorded as experiencing “Fever (Measured or Subjective).”

## Percentage of cases with underlying conditions each week

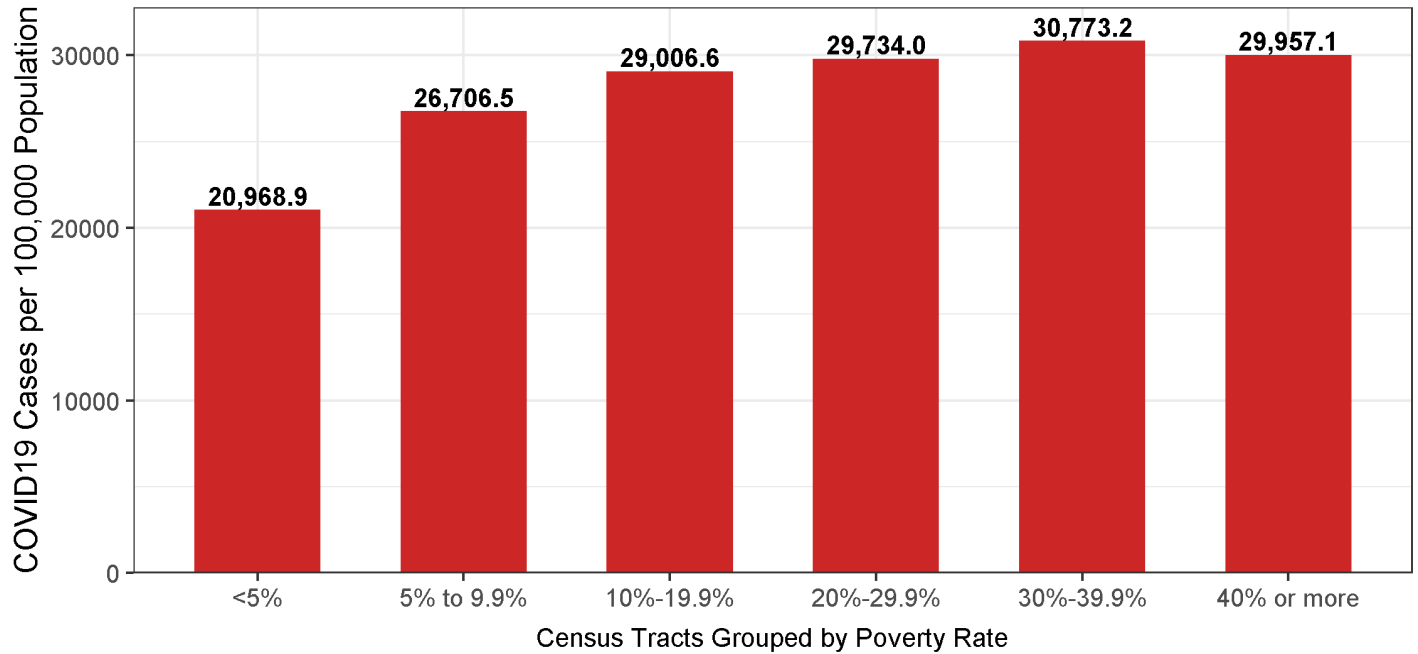


Data for the week of 2022-10-17 to 2022-10-23, 2021 are incomplete and subject to change.

## SECTION 2: SOCIOECONOMIC STATUS

Case rate per 100,000 population by census tract below poverty level

COVID-19 Infection Rates by Census Tract  
Poverty Group, New Mexico



Case rate per 100,000 population by poverty level each week

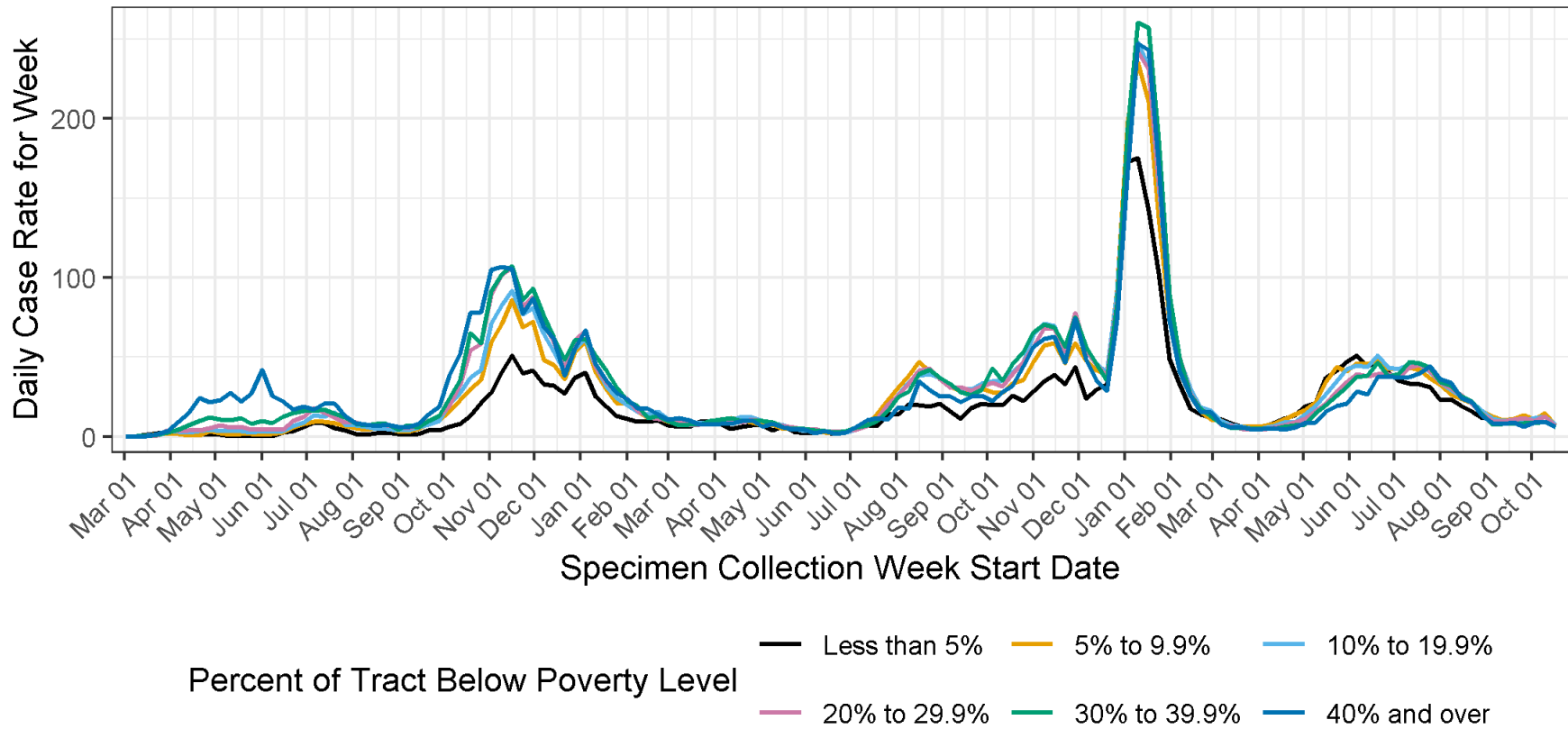
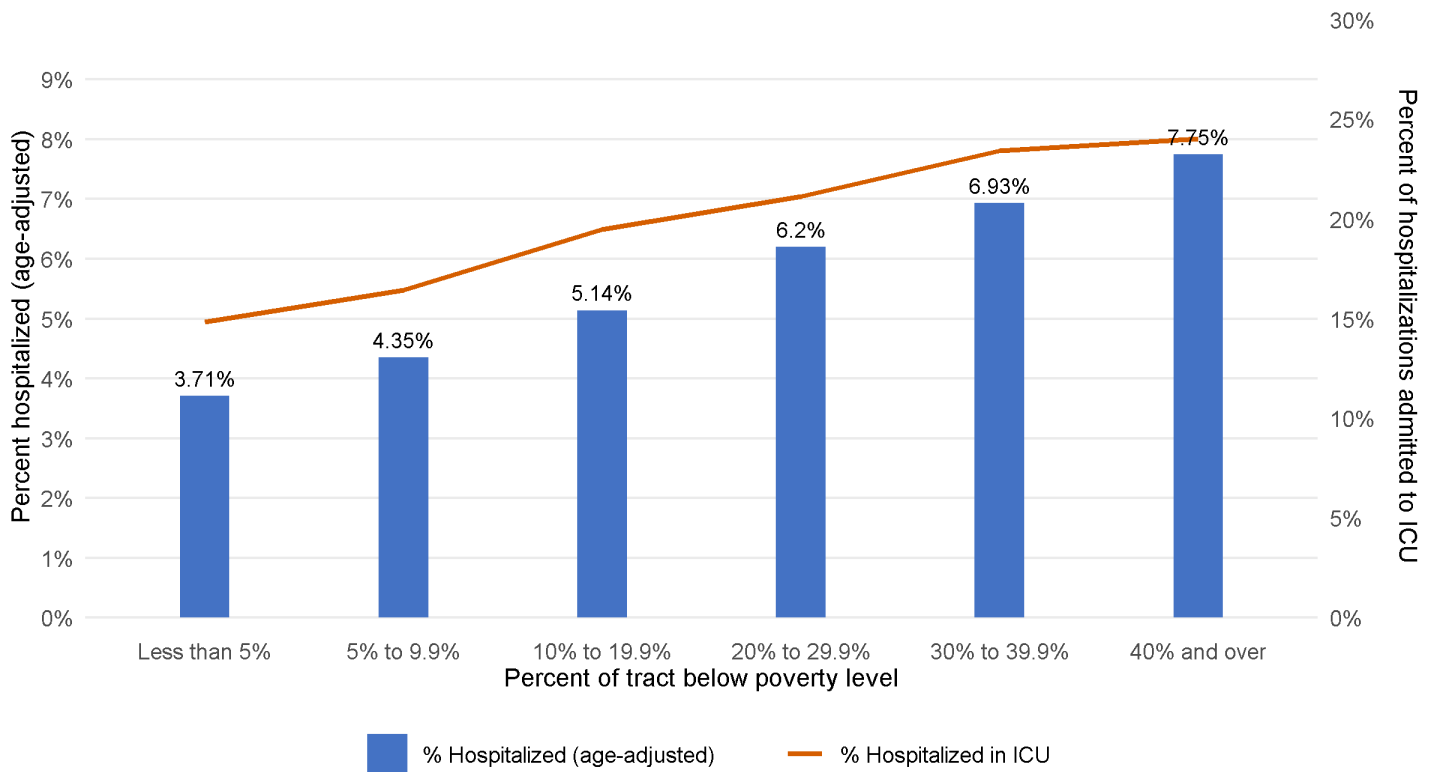
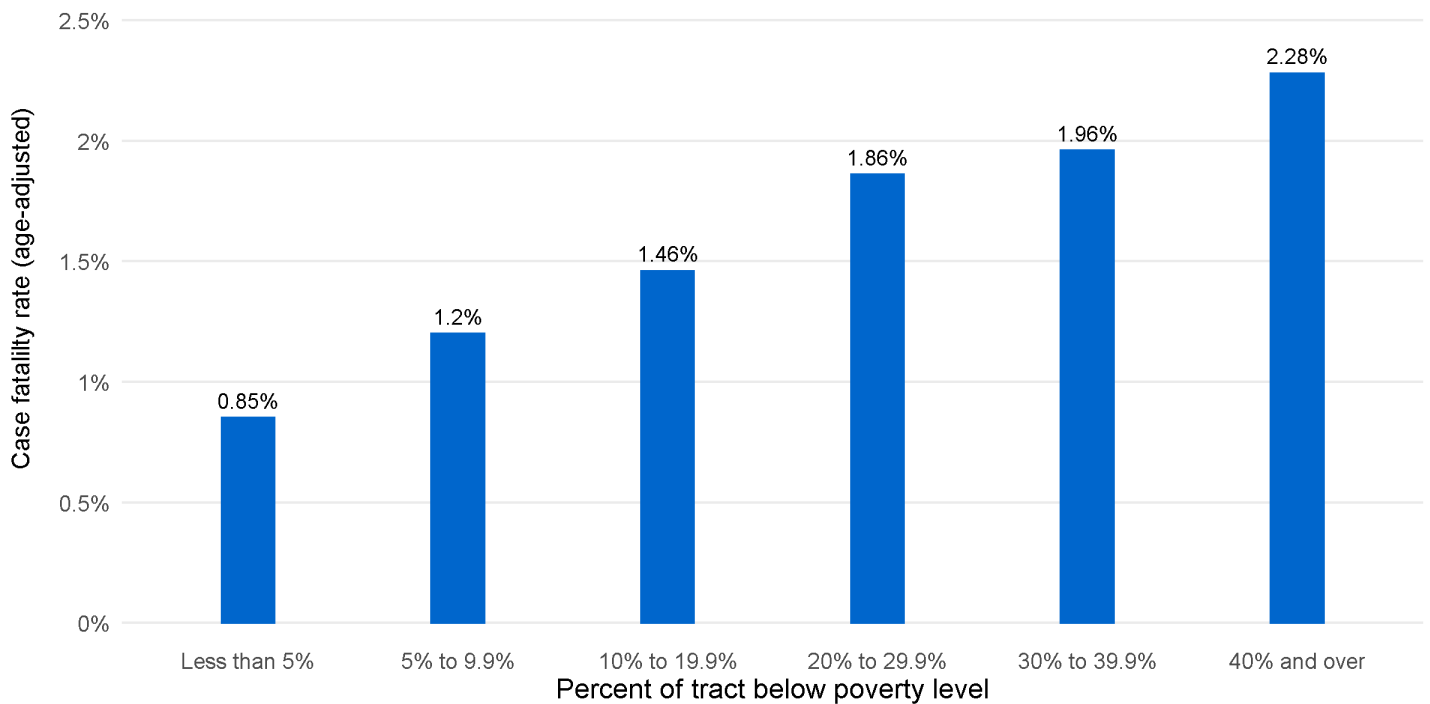


Figure excludes 24853 individuals with addresses that have not been geocoded. Due to delays in reporting of positive lab results to NMDOH, data for the week of 2022-10-17 to 2022-10-23 are incomplete and subject to change.

## Hospitalizations and ICU stay by poverty level



## Case fatality rate by poverty level



## Data Sources

- **COVID-19 data**
- **New Mexico Electronic Disease Surveillance System (NM-EDSS)**, Infectious Disease Epidemiology Bureau, Epidemiology and Response Division, New Mexico Department of Health.
- **Salesforce/MTX COVID-19 Case Investigation Platform.**
- **Population Estimates:** University of New Mexico, Geospatial and Population Studies (GPS) Program.
- **Age-adjustment:** US 2000 Standard Population Weights

## Data Notes

- **The data reported in this weekly update may not match the daily numbers that are reported in the New Mexico Department of Health (NMDOH) press releases and/or the NMDOH COVID-19 data dashboard. This may be due to variation in the date and time of data extraction from NM-EDSS, corrections after quality assurance review, and differences in the exclusion criteria.**
- **New Mexico Electronic Disease Surveillance System (NM-EDSS).** Disease incidence data are derived from reports of notifiable infectious diseases. NMDOH relies on health care providers, laboratories, hospitals, clinics, institutions and individuals to report suspected and confirmed notifiable infectious diseases in accordance with New Mexico Administrative Code 7.4.3.13. Under-reporting can occur due to lack of awareness about reporting requirements or lack of compliance with those requirements. Not all cases of infectious diseases can be detected for various reasons including lack of access to health care services, lack of laboratory testing or concerns about confidentiality. Specific and standardized national case definitions are used to classify disease reports by case status.
- **New Mexico Population Estimates.** All population estimates apply to July 1 of 2019. Estimates include decimal fractions. The sum of population subgroup estimates may not exactly equal the overall state population estimate due to rounding error. Population estimates for previous years are occasionally revised as new information becomes available. When publishing trend data, always be sure that your rates for earlier years match current rates on NM-IBIS that have been calculated with the most up-to-date population estimates.
- **Race/Ethnicity.** Race/Ethnicity are reported as a single variable according to the selection of the case. Any case who is Hispanic is in the Hispanic category and all other races are non-Hispanic.
- **Gender** refers to a person's internal sense of being male, female, some combination of male and female, or neither male nor female. Sex refers to the biological anatomy of an individual's reproductive system, and secondary sex characteristics.
- **Case rate per 100,000 population.** A basic measure of disease-specific case frequency is a rate, which takes into account the number of cases and the population size. It is helpful in making public health decisions for a given population, relative to another population regardless of size.
- **Age-adjusted case rate per 100,000 population.** The age-distribution of a population (the number of people in particular age categories) can change over time and can be different in different geographic areas. The use of ageadjusted rates permits a valid comparison among populations. It ensures that the differences in cases from one population to another are not due to differences in the age distribution of the populations being compared.