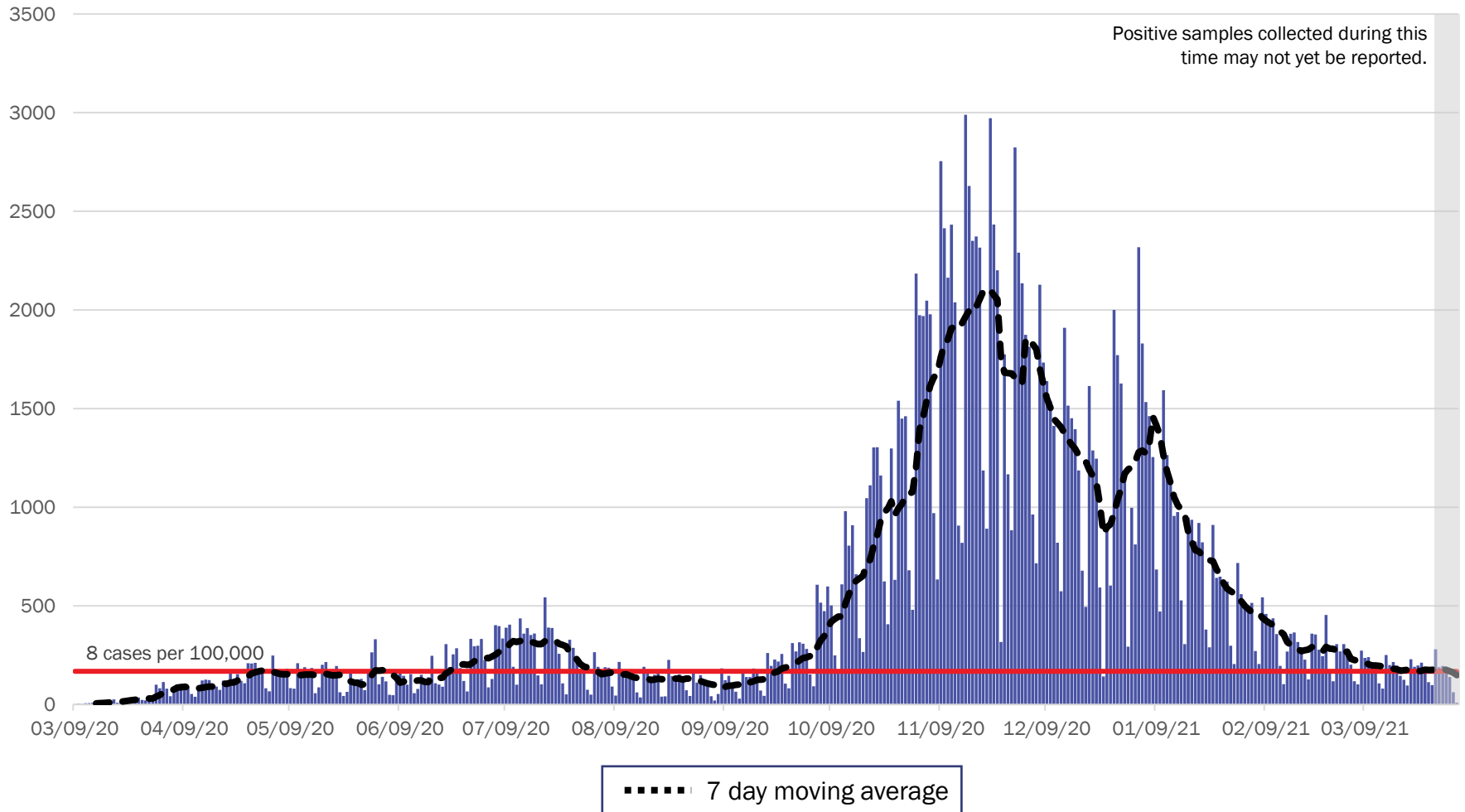


COVID-19 in New Mexico: Epidemiologic and Modeling Update

April 6, 2021

New Mexico COVID-19 Cases by Date of Specimen Collection April 5, 2021



Source: Infectious Disease Epidemiology Bureau, Epidemiology and Response Division 4.5.2021, New Mexico Department of Health.

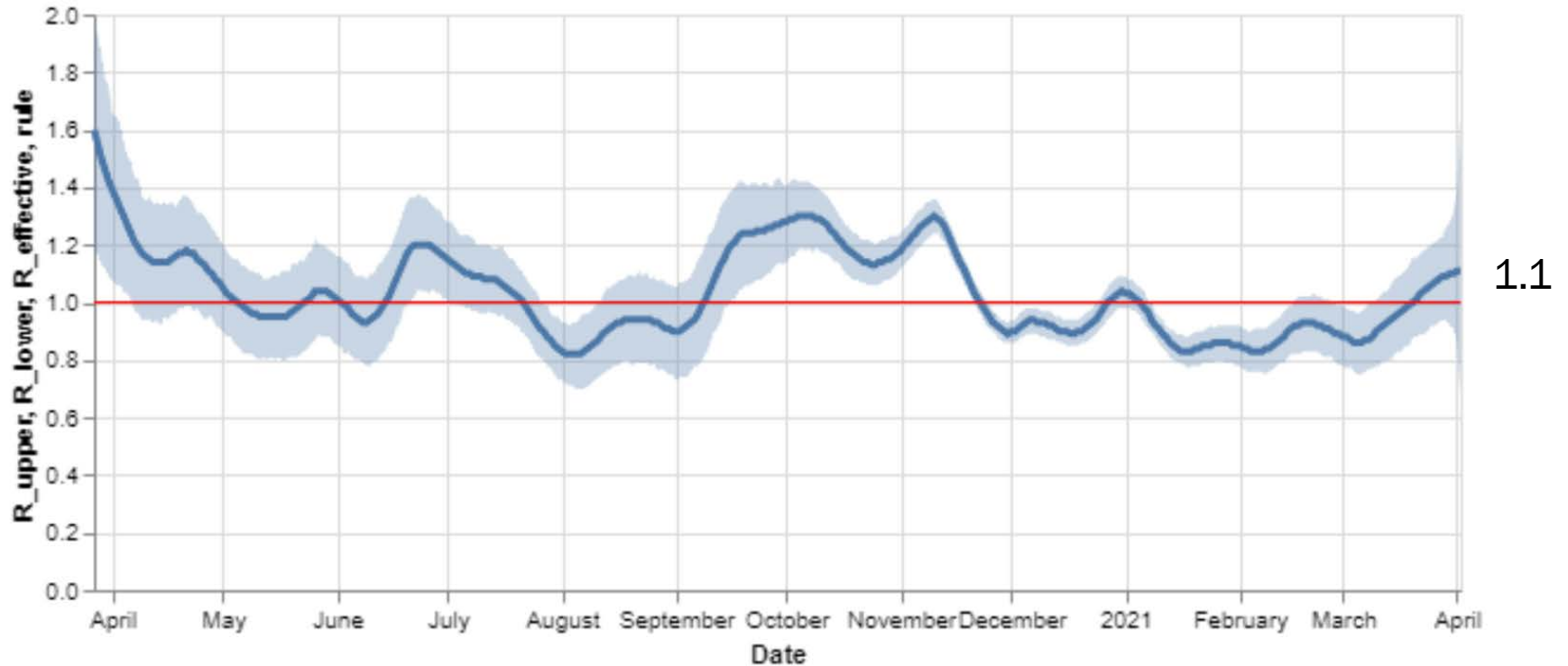


Investing for tomorrow, delivering today.

1190 S. St. Francis Drive • Santa Fe, NM 87505 • Phone: 505-827-2613 • Fax: 505-827-2530 • nmhealth.org

Statewide R-effective increased to 1.1.

R_effective over time, STATE

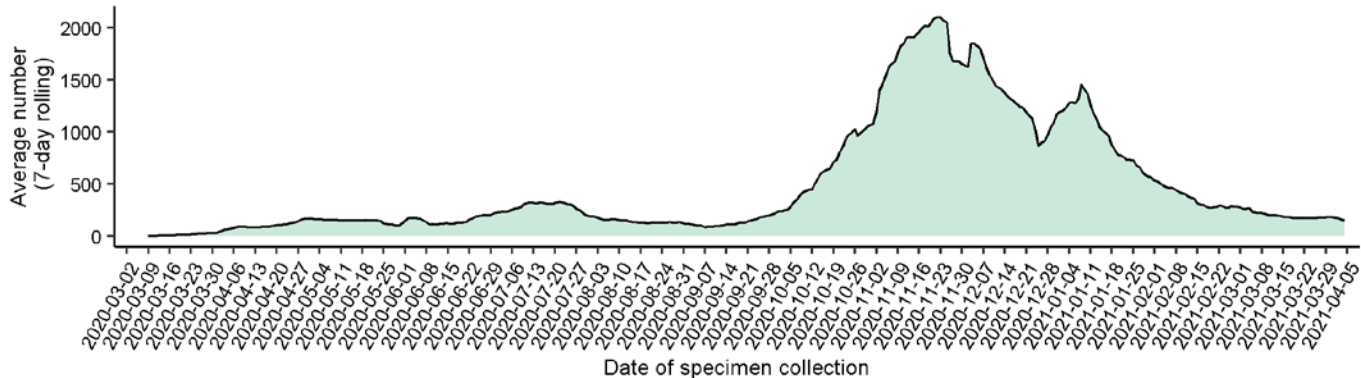


1.1

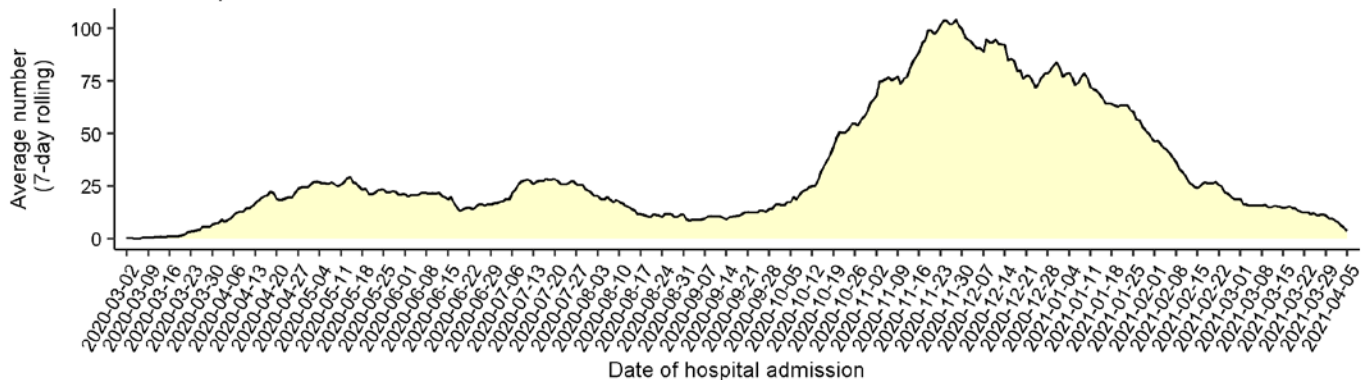
Courtesy of Presbyterian Healthcare Services – April 2, 2021. Due to the holiday weekend, metrics are based on data from Friday April 2, 2021.

Average number (7-day rolling average) of cases, hospitalizations, and deaths over time

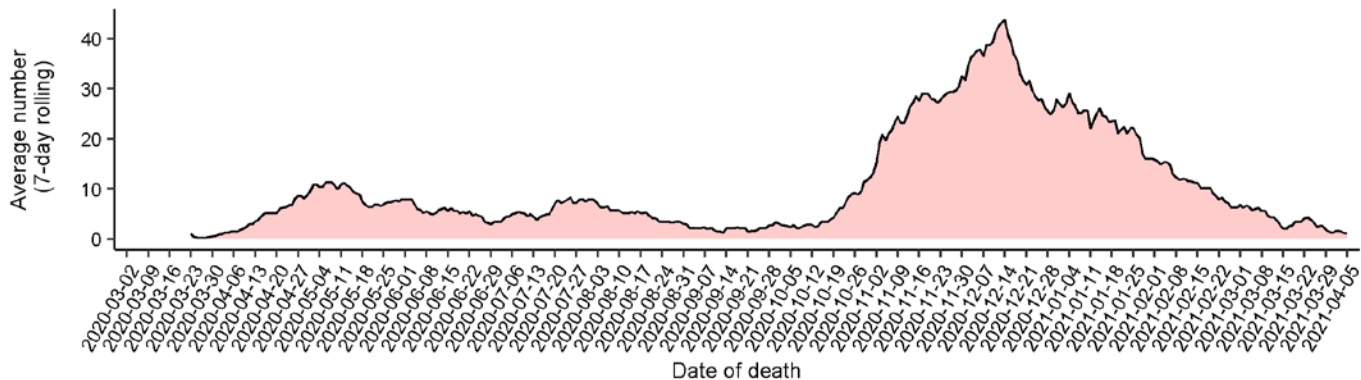
Cases



Hospitalizations



Deaths



Note: Cases, hospitalizations, and deaths may not yet be reported in 7 or more days.

As of 4/5/21



Key

- Low Level Endemic <1.0
- Approaching Low Level Endemic 1.0
- Requiring further mitigation >1.0

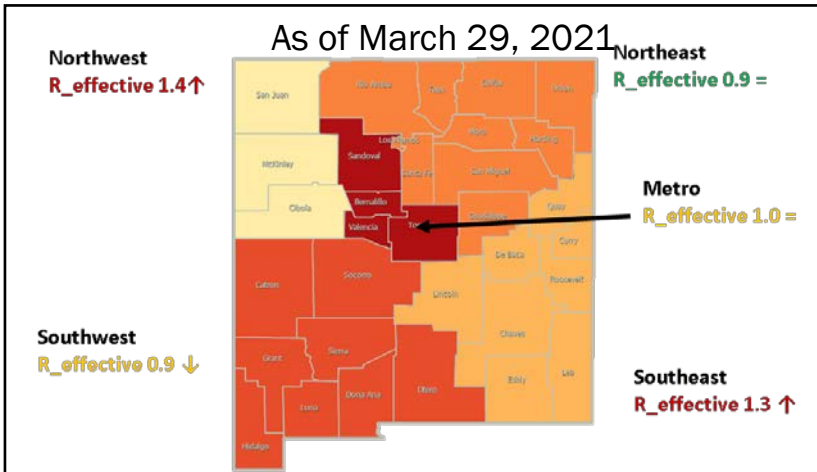
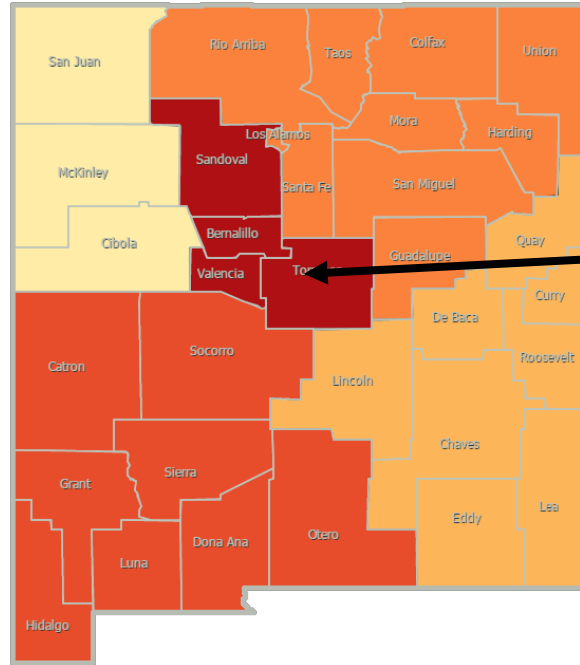
Northwest
R_effective 1.2 ↓

Northeast
R_effective 1.0 ↑

Metro
R_effective 1.2 ↑

Southwest
R_effective 1.0 ↑

Southeast
R_effective 1.1 ↓



Region	R-effective	95% Confidence Interval
State	1.1	[0.7, 1.6]
Metro	1.2	[0.6, 1.4]
Northeast	1.0	[0.0, 3.0]
Northwest	1.2	[0.0, 2.9]
Southeast	1.1	[0.0, 2.8]
Southwest	1.0	[0.2, 1.8]

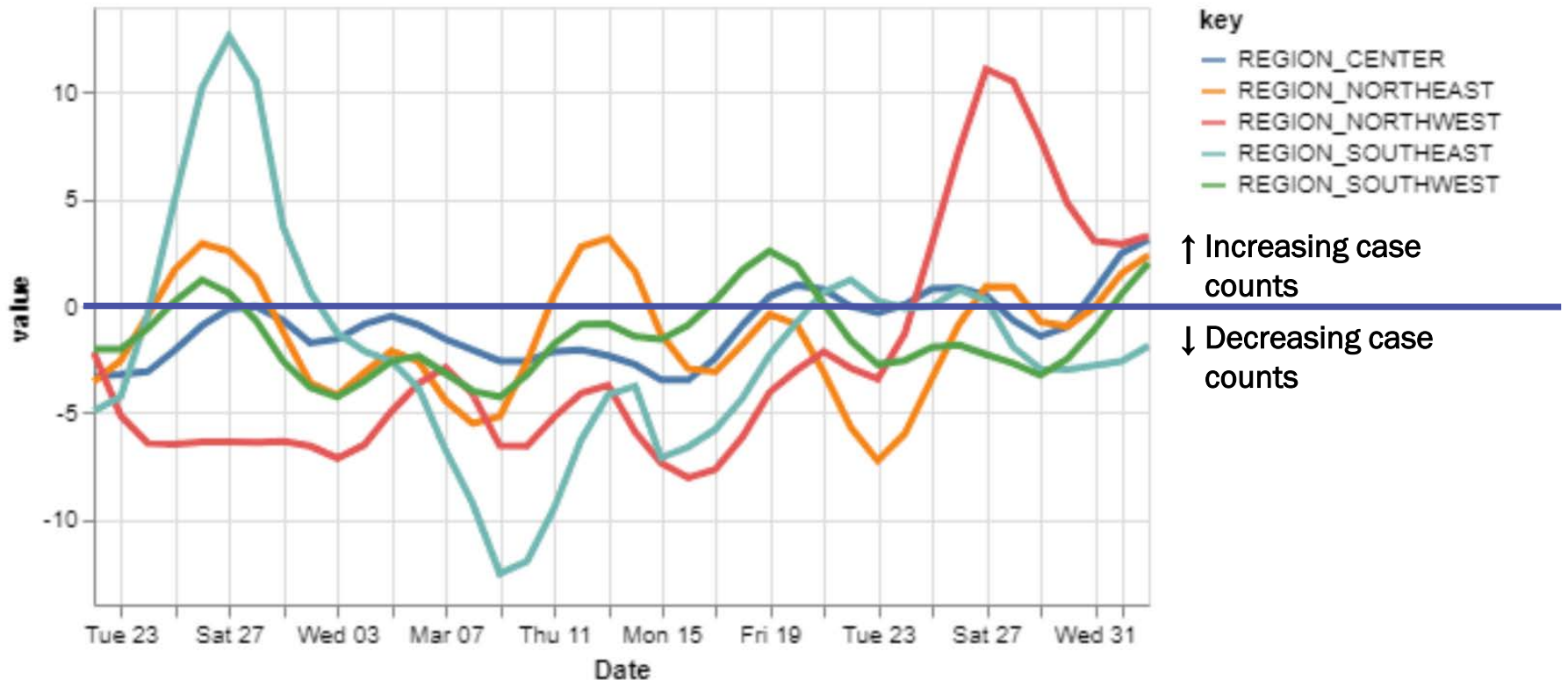
Courtesy of Presbyterian Healthcare Services – April 2, 2021.
 Due to the holiday weekend, metrics are based on data from Friday April 2, 2021.



Investing for tomorrow, delivering today.

All regions except the Southeast have growth rates above 0.

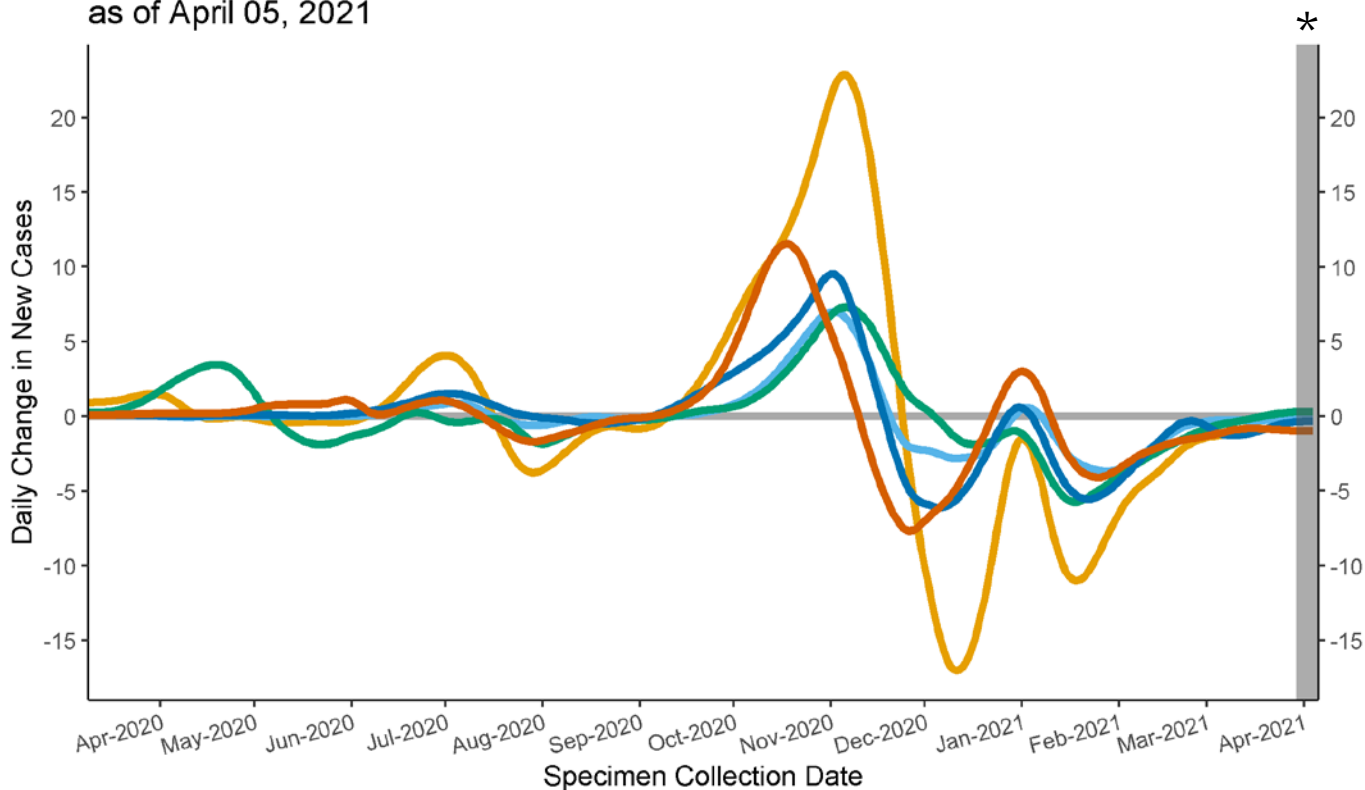
14-day relative growth rate (%), Regions



Courtesy of Presbyterian Healthcare Services – April 2, 2021. Due to the holiday weekend, metrics are based on data from Friday April 2, 2021.

Epidemic Growth Acceleration

Daily Change in New COVID-19 Cases, by New Mexico Region, as of April 05, 2021



Region	Growth Acceleration March 29, 2021
Metro	0.0
Northeast	-0.2
Northwest	0.3
Southeast	-0.4
Southwest	-0.9

Regions — Metro — Northeast — Northwest — Southeast — Southwest

*

*Positive specimens collected in the last 7 or more days may not yet be reported to NMDOH. Case counts and growth acceleration during this time are underestimated.

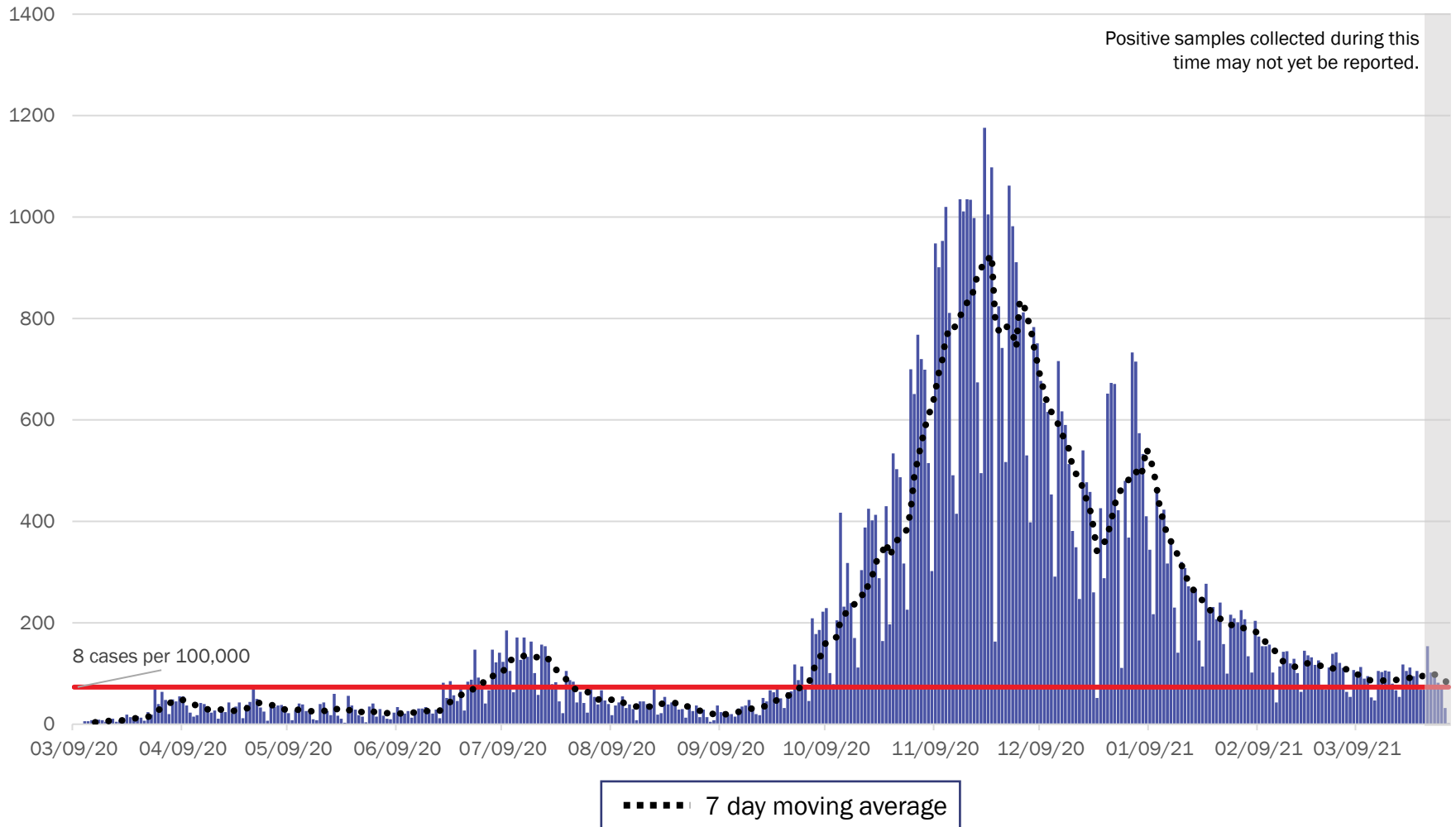
Source: Infectious Disease Epidemiology Bureau, Epidemiology and Response Division 4.5.2021, New Mexico Department of Health.



Investing for tomorrow, delivering today.

1190 S. St. Francis Drive • Santa Fe, NM 87505 • Phone: 505-827-2613 • Fax: 505-827-2530 • nmhealth.org

Metro Region Case Count by Collection Date with 7 Day Moving Average April 5, 2021



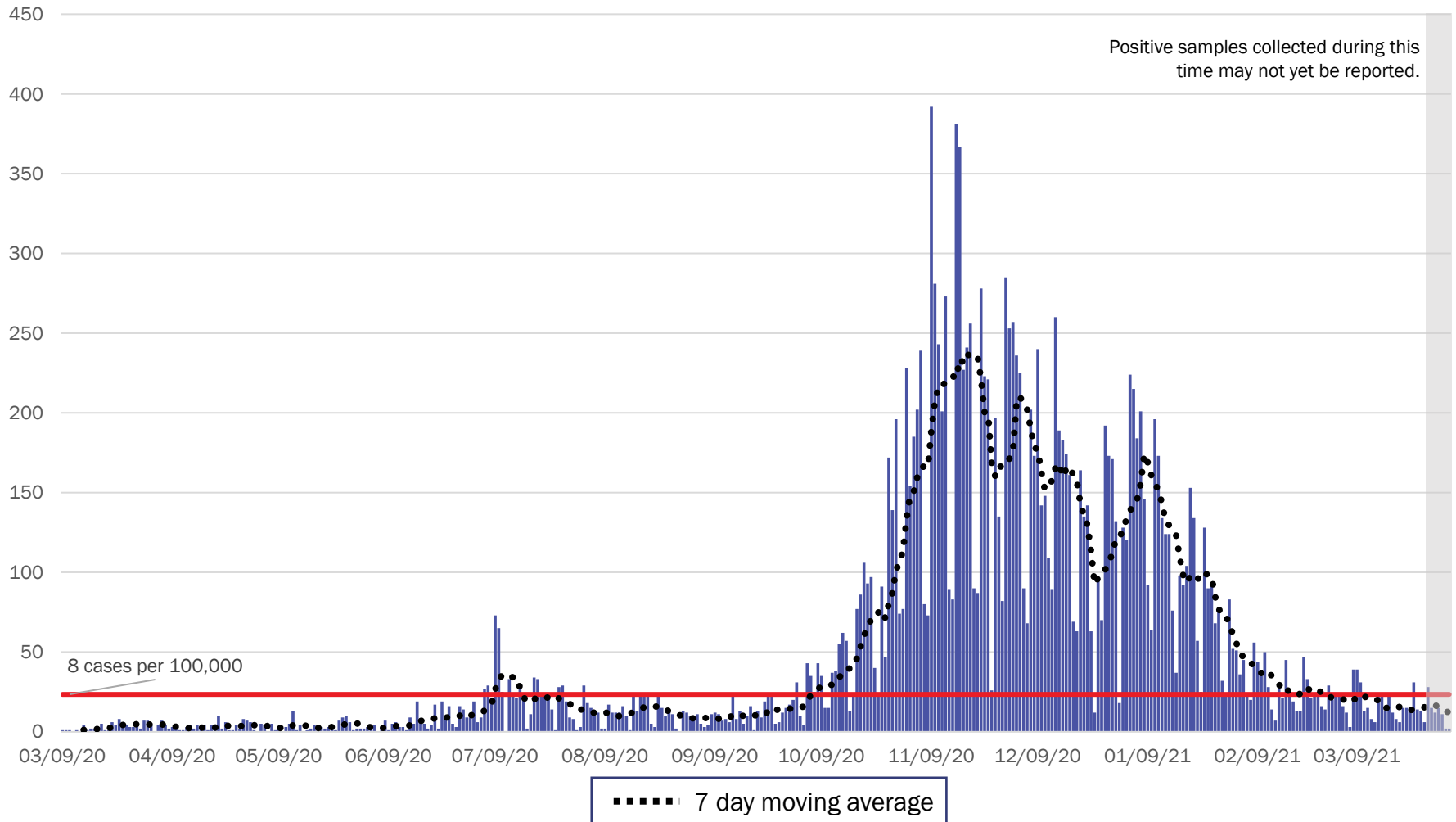
Source: Infectious Disease Epidemiology Bureau, Epidemiology and Response Division 4.5.2021, New Mexico Department of Health.



Investing for tomorrow, delivering today.

1190 S. St. Francis Drive • Santa Fe, NM 87505 • Phone: 505-827-2613 • Fax: 505-827-2530 • nmhealth.org

Northeast Region Case Count by Collection Date with 7 Day Moving Average April 5, 2021



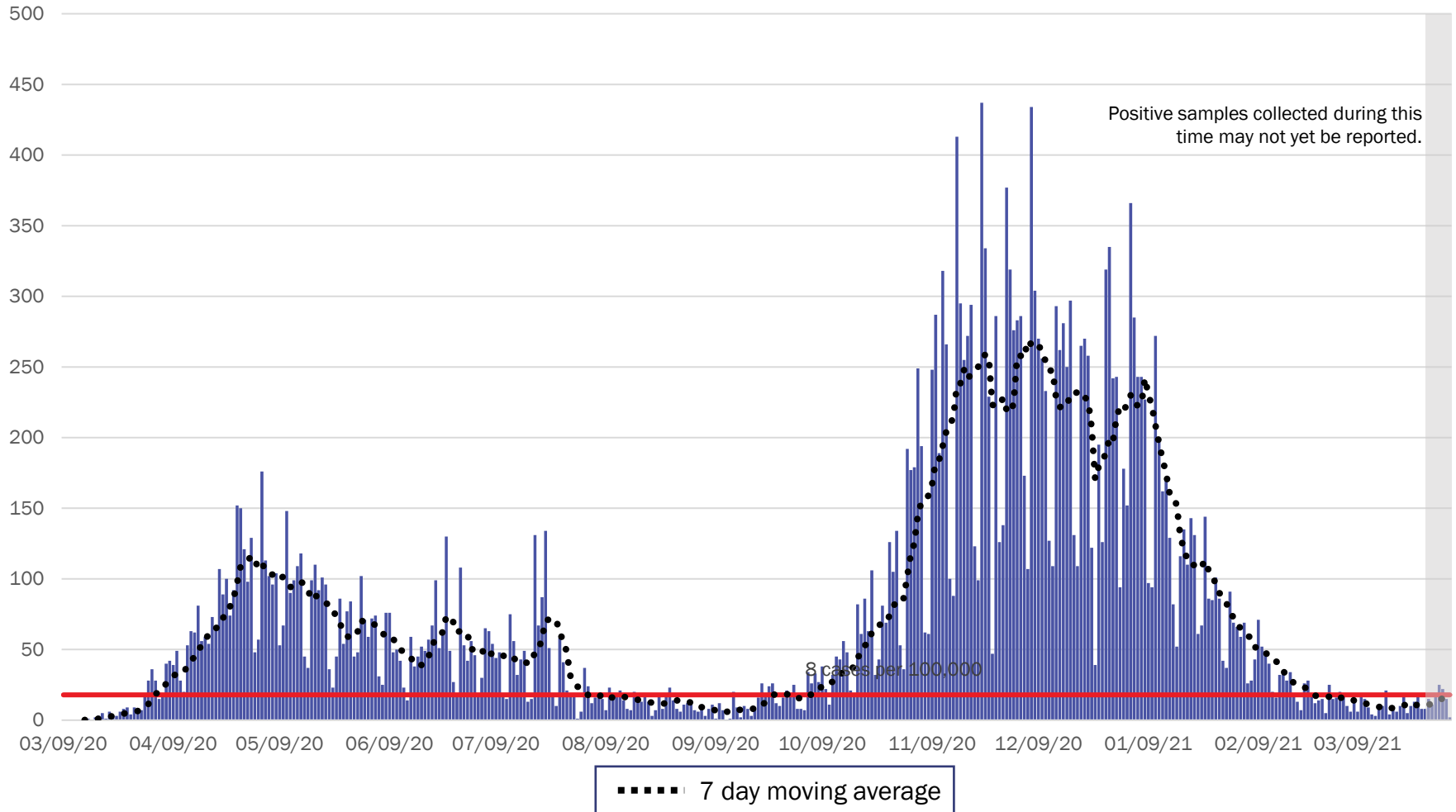
Source: Infectious Disease Epidemiology Bureau, Epidemiology and Response Division 4.5.2021, New Mexico Department of Health.



Investing for tomorrow, delivering today.

1190 S. St. Francis Drive • Santa Fe, NM 87505 • Phone: 505-827-2613 • Fax: 505-827-2530 • nmhealth.org

Northwest Region Case Count by Collection Date with 7 Day Moving Average April 5, 2021



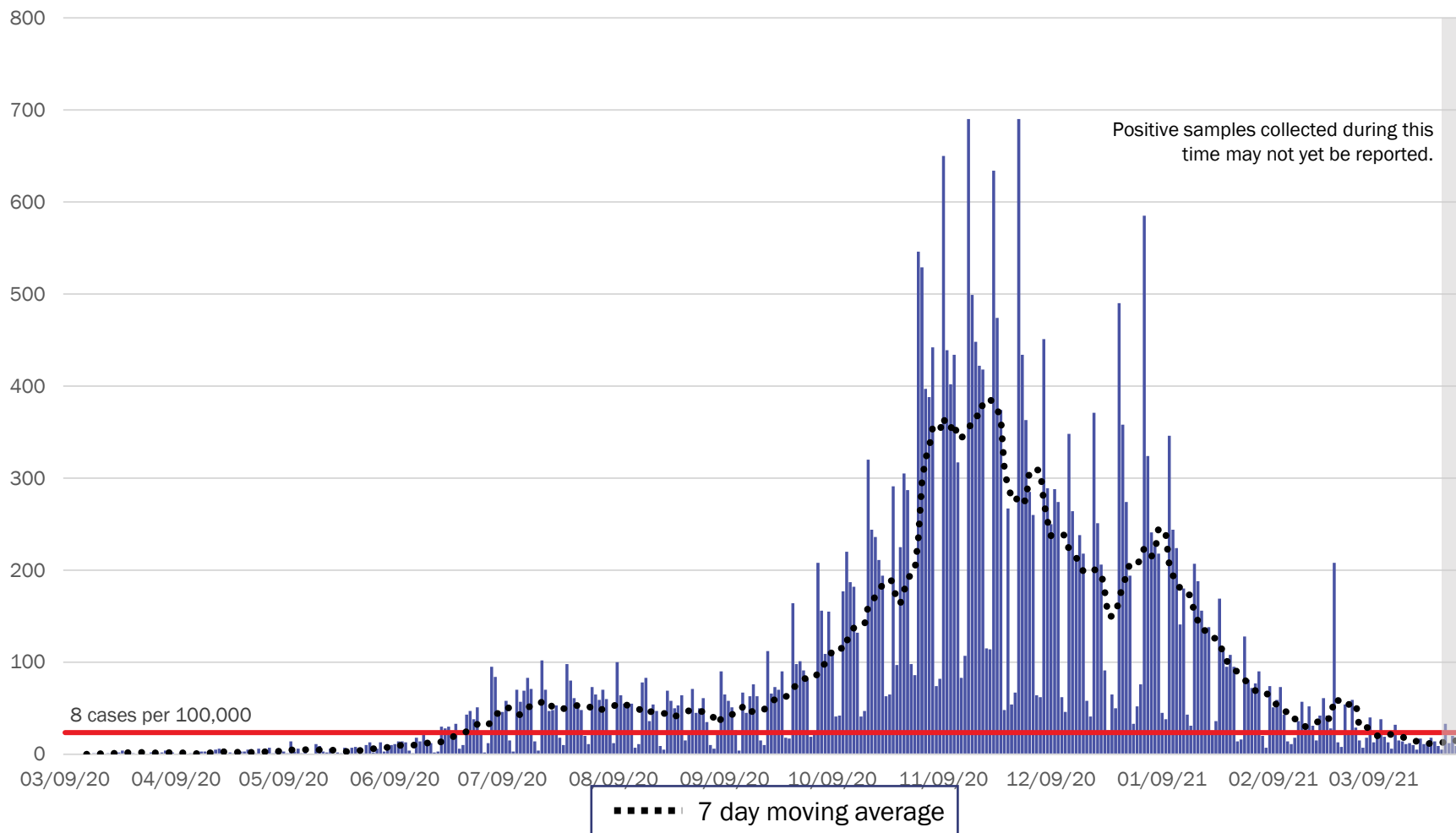
Source: Infectious Disease Epidemiology Bureau, Epidemiology and Response Division 4.5.2021, New Mexico Department of Health.



Investing for tomorrow, delivering today.

1190 S. St. Francis Drive • Santa Fe, NM 87505 • Phone: 505-827-2613 • Fax: 505-827-2530 • nmhealth.org

Southeast Region Case Count by Collection Date with 7 Day Moving Average April 5, 2021



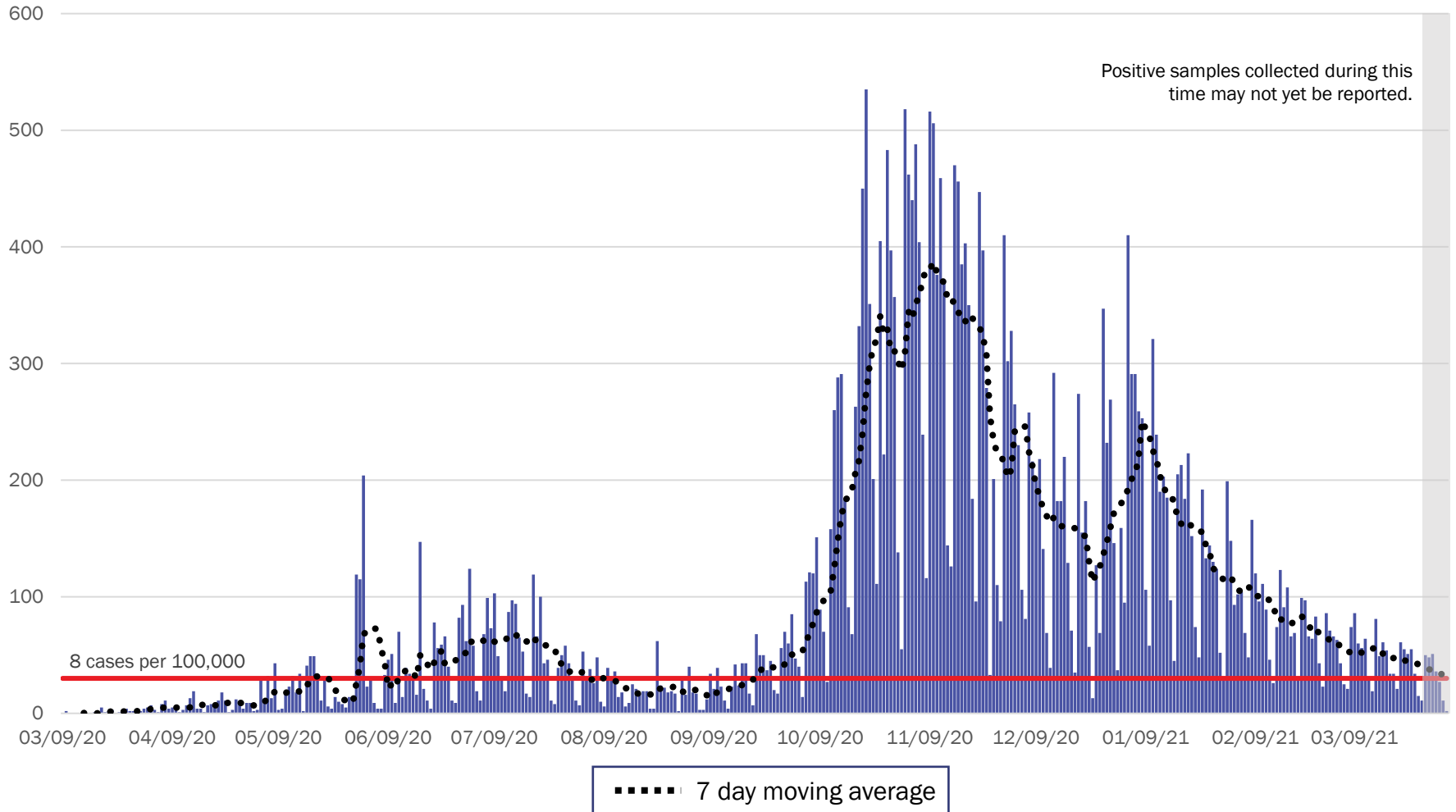
Source: Infectious Disease Epidemiology Bureau, Epidemiology and Response Division 4.5.2021, New Mexico Department of Health.



Investing for tomorrow, delivering today.

1190 S. St. Francis Drive • Santa Fe, NM 87505 • Phone: 505-827-2613 • Fax: 505-827-2530 • nmhealth.org

Southwest Region Case Count by Collection Date with 7 Day Moving Average April 5, 2021



Source: Infectious Disease Epidemiology Bureau, Epidemiology and Response Division 4.5.2021, New Mexico Department of Health.



Investing for tomorrow, delivering today.



1190 S. St. Francis Drive • Santa Fe, NM 87505 • Phone: 505-827-2613 • Fax: 505-827-2530 • nmhealth.org

New Mexico Status Updates

- Case count: Statewide, daily case counts may have reached a plateau.
- Hospitalizations: The decline in hospitalizations may be slowing.
- Deaths: The decline in COVID-19 deaths may be slowing.

For more information, please visit the [Epidemiology Reports](https://cv.nmhealth.org/epidemiology-reports/) page on the NMDOH COVID-19 website: <https://cv.nmhealth.org/epidemiology-reports/>

Supplementary Slides

Modeling Assumptions

Variable	Measured Value	Value as of 4.2.2021
R_Effective	Actual Measured Daily Value by key county Calculated by PHS	R_eff=1.1
Positive Test Multiplier	Calculated by PHS	2.1
Hospitalization and Mortality	Actual rolling value / estimated number of total infected Calculated by PHS	Medical 4.10% ICU 2.01% Vent Rate 52% of ICU Crude Case Fatality Rate 2.1%
Length of Stay	Assumed values	Medical 5 days ICU 14 days ICU on Vent 14 days